



SDG Push and the Dominican Republic's Experience

Omar Herrera
Sectoral specialist
Department of Sustainable Development, Ministry of
Economy, Planning and Development, Dominican Republic

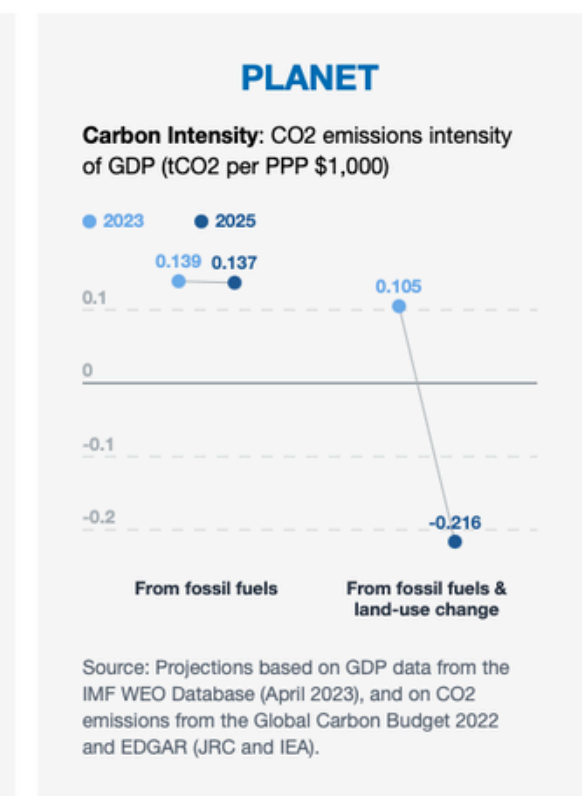
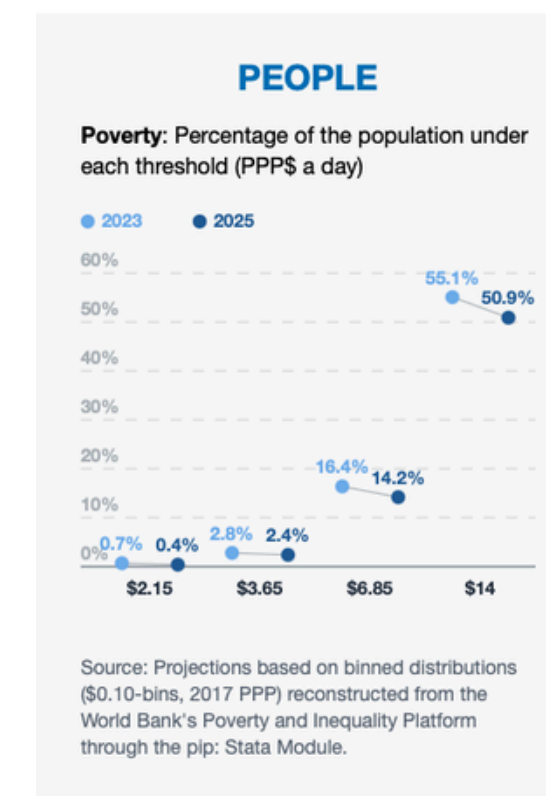
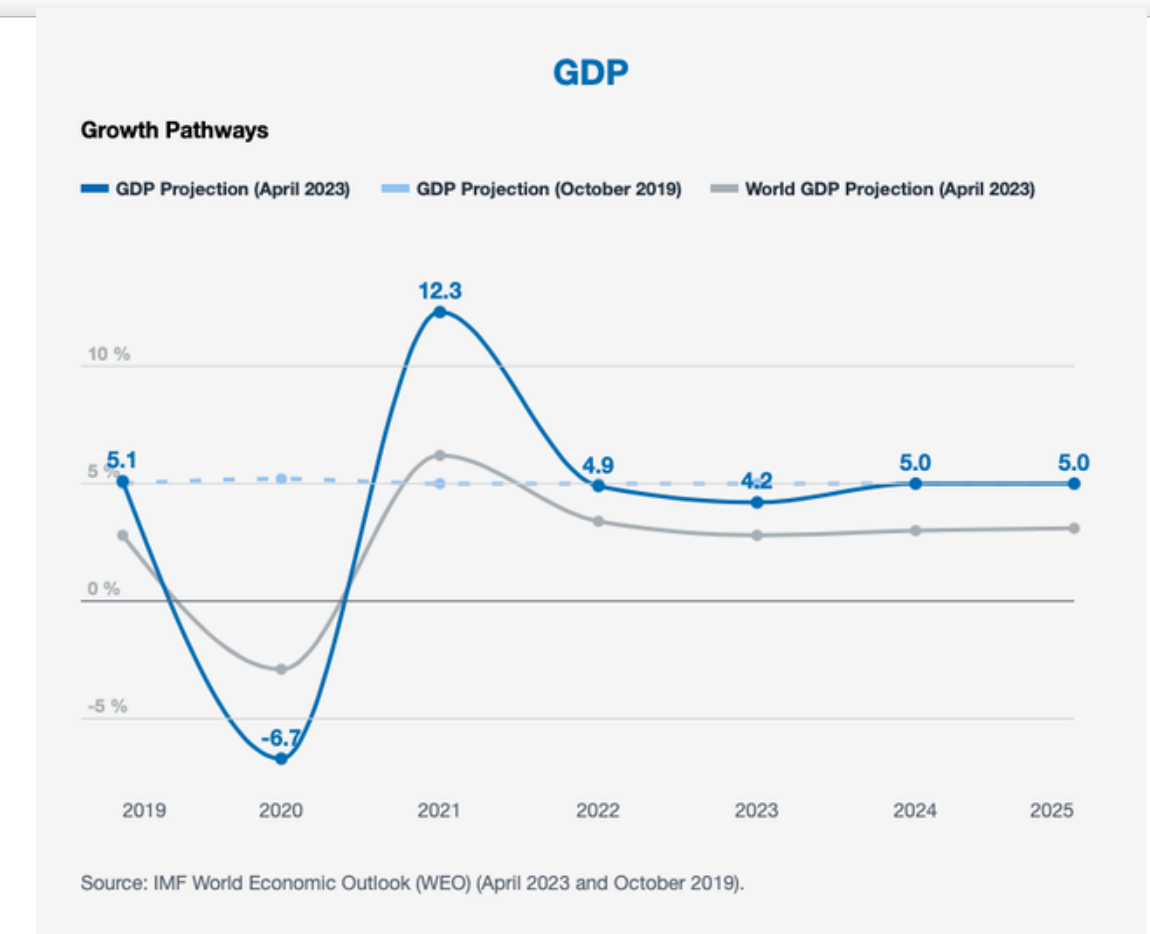


Dominican context



SDG MOMENT: DOMINICAN REPUBLIC

- Economic growth supports short-term SDG achievement and, over time, the SDG agenda drives inclusive, low-carbon growth.
- The Dominican Republic's economy is on track for recovery in 2023, with acceleration projected for 2024-2025, growing 60% faster than the global average.
- Commitments to the SDGs are focused on ensuring economic growth leads to improved well-being.
- Economic growth is expected to moderately reduce poverty; monetary poverty decreased to 27.7% in 2022, and extreme poverty is now at 3.8%.
- Challenges remain: high inequality across regions, youth and women's inclusion, informality, and low professionalization in the labor force.
- Economic growth is expected to be less reliant on carbon emissions, with a projected annual decrease of 0.6% in carbon emissions intensity.
- Land-use changes are expected to continue compensating for GDP growth-related emissions.
- Key instruments: Land Management Law, Nationally Determined Contributions, and a roadmap for sustainable production and consumption supported by public-private consensus.




The results for Dominican Republic



SDG TRENDS

- The analysis of goal compliance facilitates the identification of progress and challenges in certain SDGs integrated by areas.
- Considering the objectives for which information has been obtained, the country records 36.0% of the 100 goals in the category "On track," 26% "Under review (Moderate)," and 38% "Off track."
- This allows us to verify which sphere requires an acceleration strategy due to delays in terms of achievements.



SDG PRIORITIES

Dominican Republic national priorities are generated using machine learning to reveal the most prominent SDGs referenced in national policy documents. This analysis uses a custom-built model for SDG classification. It considers 100k+ terms, including phrases and expressions.



Key documents for analysis:

1. PNPSP-Pluriannual National Plan of the Public Sector
2. National Adaptation Plan for Climate Change PNACC 2015- 2030
3. Digital Agenda 2030
4. Results Oriented Budget Program (PPOR) for Educational Quality
5. Results Oriented Budget Program (PPOR) to Reduce mortality from traffic Accident
6. PPOR to increase Employment
7. PPOR to improve conditions of life of the Rural Territories
8. PPOR for Technical Vocational training and Labor Insertion
9. PPOR to Health in School
10. PPOR – Reduction of Crimes and Offenses that affect Public Safety

Priorities in detail:

<https://data.undp.org/sdg-push-diagnostic/DOM/current-priorities>

SDG INTERLINKAGES

SDG Interlinkages reveal how actions directed towards one SDG can impact others. Uncovering and understanding these interactions can help Dominican Republic to achieve the 2030 Agenda and navigate trade-offs.

Based on a global framework for interlinkages Dominican Republic's SDG progress is color coded at the target level.

Building from national priorities, the following pathways reflect policy investments with the most potential to accelerate the SDGs for Dominican Republic:

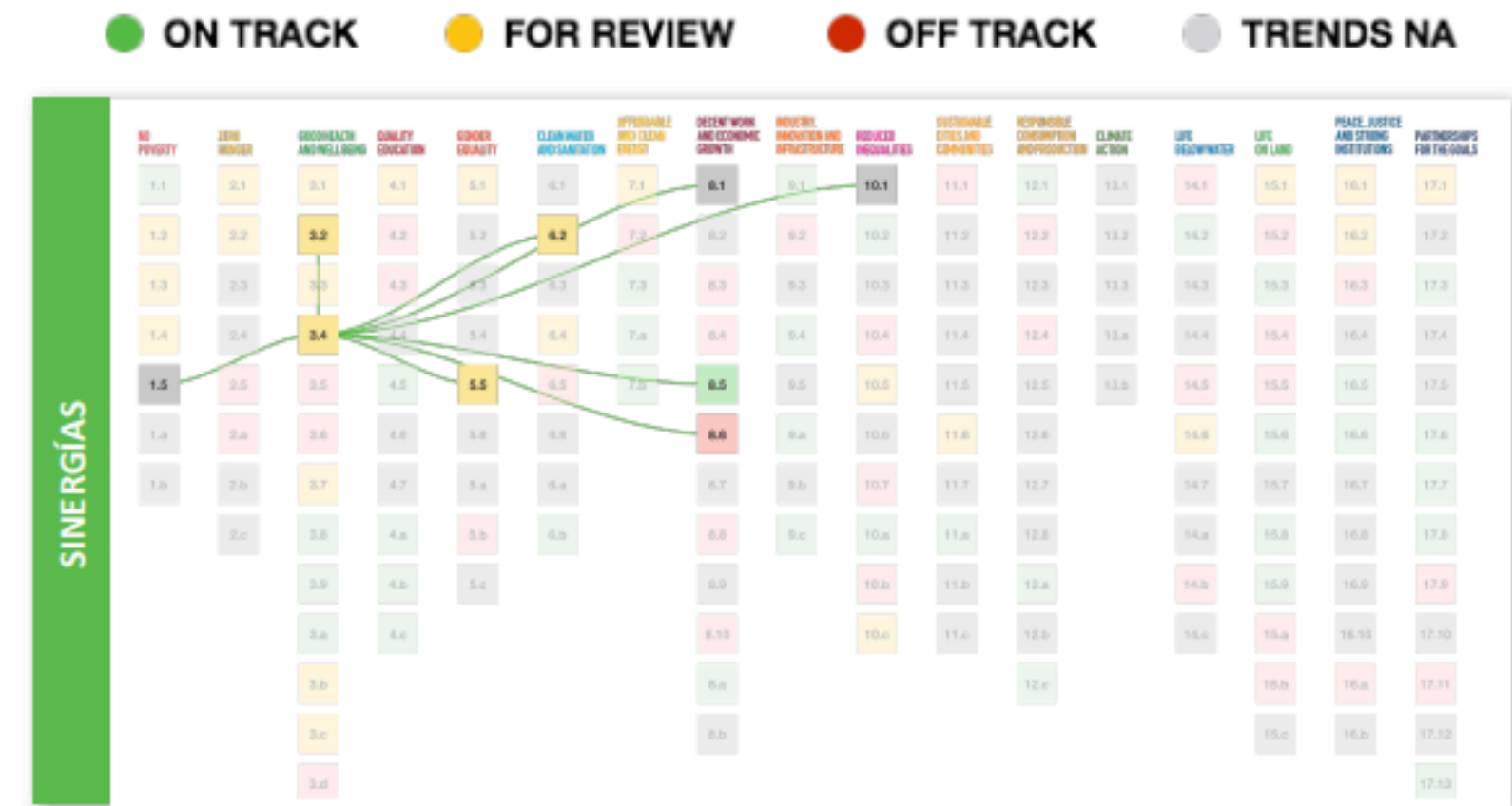
- Target 3.4: Reduce mortality from non-communicable diseases and promote mental health
- Target 4.4: Increase the number of people with relevant skills for financial success
- Target 9.2: Promote inclusive and sustainable industrialization
- Target 13.1: Strengthen resilience and adaptive capacity to climate-related disasters
- Target 16.1: Significantly reduce all forms of violence and related death rates everywhere.
- Target 16.6: Develop effective, accountable and transparent institutions

The analysis of trends in the fulfillment of the goals facilitates the identification of progress and challenges in certain SDGs integrated by areas. Considering the targets for which information has been obtained, the country records 36.0% of the 100 targets in the analysis in the "On track" category, 26% "For Review" and 38.0% "Off track".

It also allows us to verify which of the spheres requires an acceleration strategy due to delays in terms of achievements. The evaluation of the interlinkages between goals can become an instrument to guide more accurate decisions based on an evaluation of the goals with the greatest positive effects and that can more effectively drive other goals, generating greater cost-effectiveness of the results. For the DR, the Partnership and Planet spheres show percentages of 50.0% and 54.2% respectively, while the People (74.2%), Peace (66.7%) and Prosperity (59.3%) spheres show high compliance.

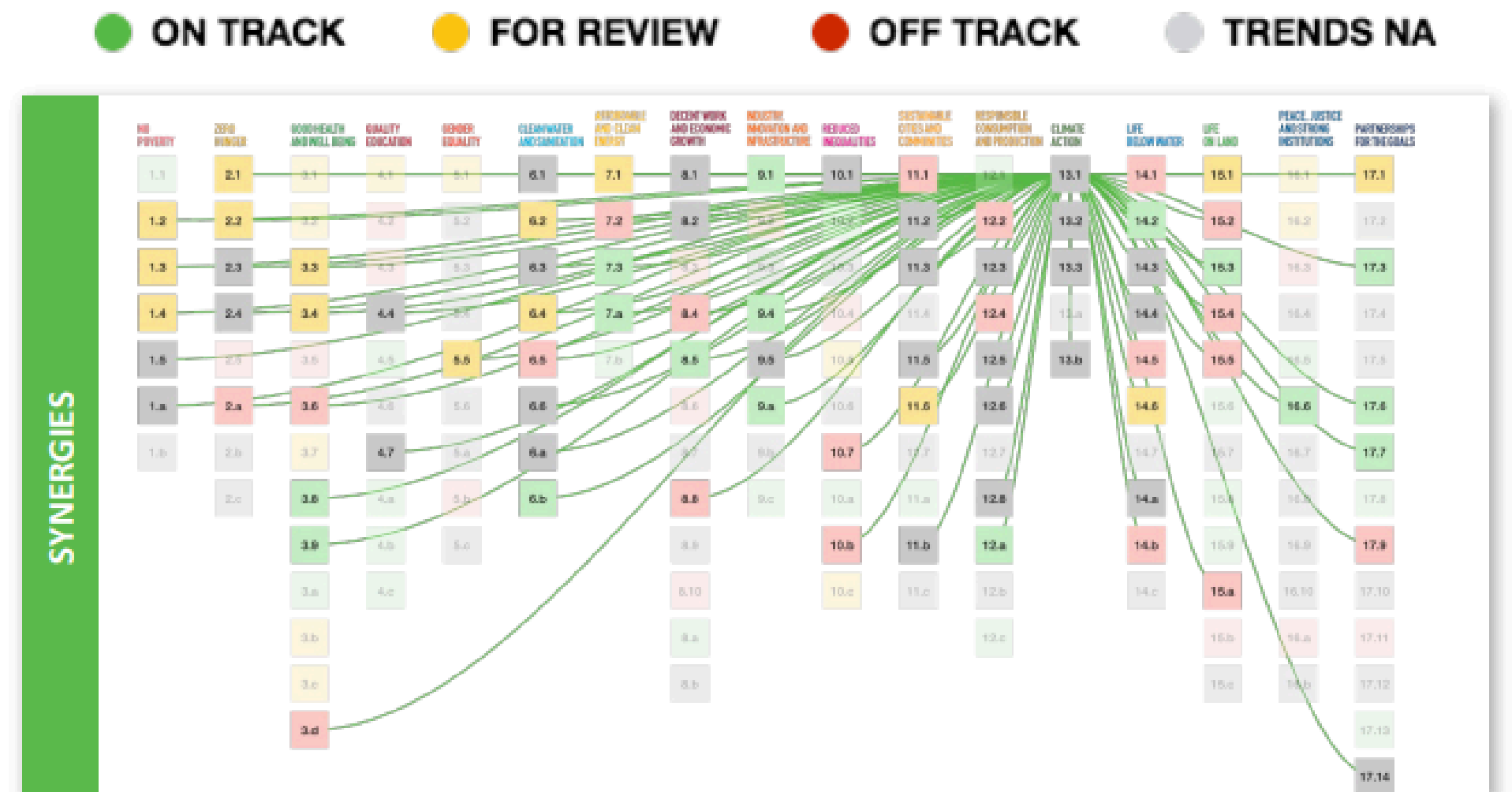
SDG INTERLINKAGES

- **3.4: By 2030 “reduce by one third premature mortality from non-communicable diseases through prevention and treatment” in all countries.**
 - In the Dominican Republic, the noncommunicable diseases are one of the main integral health challenges, with negative effects on the quality and longevity of people in environments with scarcity of the access to basic services, **human development** and their ability to participate in economic and social life.

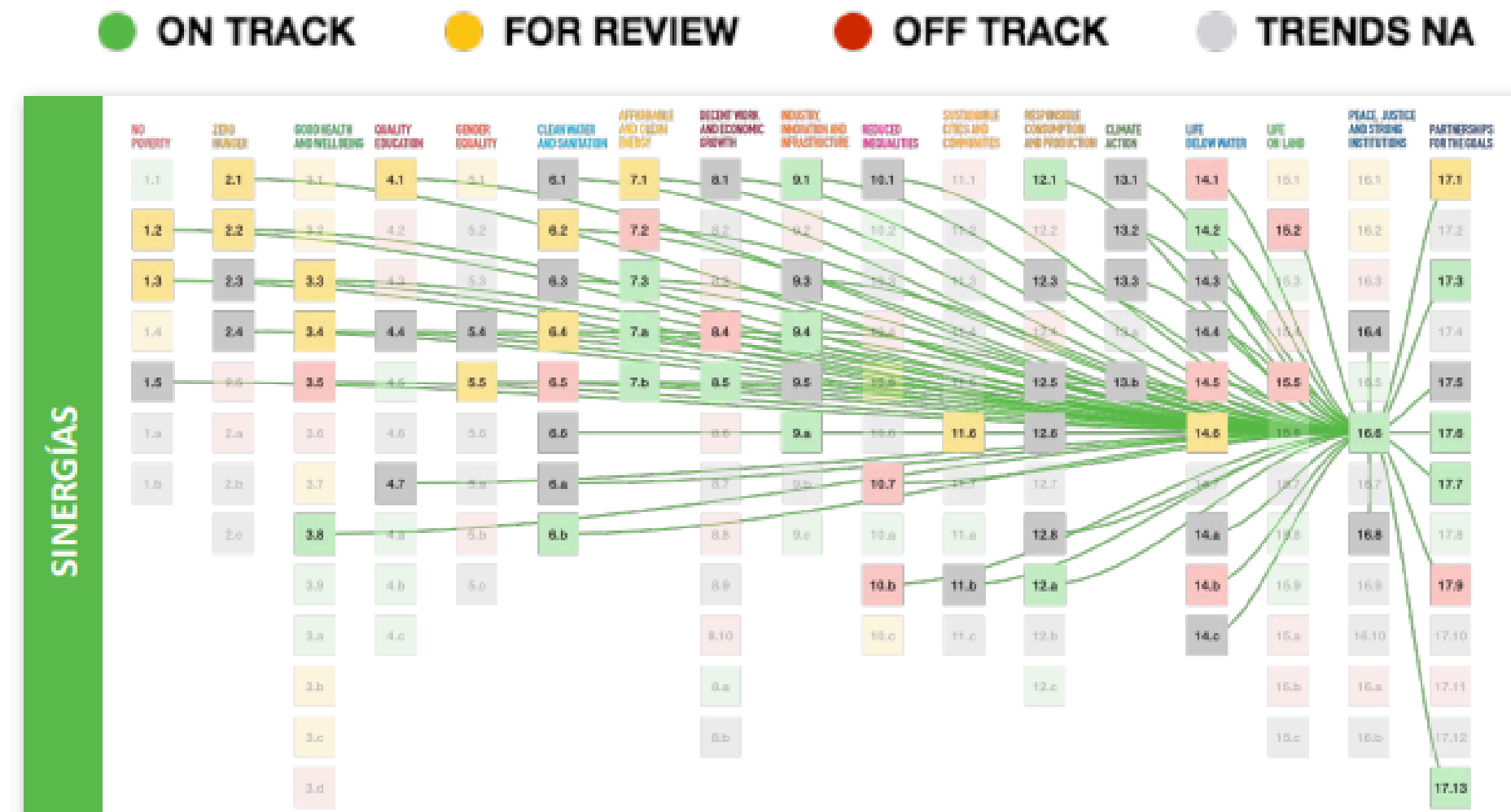


SDG INTERLINKAGES

- **13.1:** By 2030 “strengthen resilience and adaptive capacity to climate-related hazards and natural disasters in all countries.”
- The Dominican Republic is a Small Island Developing State (SIDS), with a high probability of being affected by storms and hurricanes, where 38.2% of households live in areas of high¹ (25.1%) or intermediate¹ (13.1%) risk of being impacted by a hydrometeorological event. This target has broad repercussions and opportunities for synergies with 80 SDG targets.



SDG INTERLINKAGES



- 16.1: Significantly reduce all forms of violence and related death rates everywhere.**
- In the last three years, the country has prioritized citizen security as a key axis for democratic governance and the rule of law. Work has been carried out on police reform to strengthen protection capacities, the effective exercise of rights and monitoring, as well as the follow-up of security indicators for public policy.

SDG INTERLINKAGES

16.1: Significantly reduce all forms of violence and related death rates everywhere.

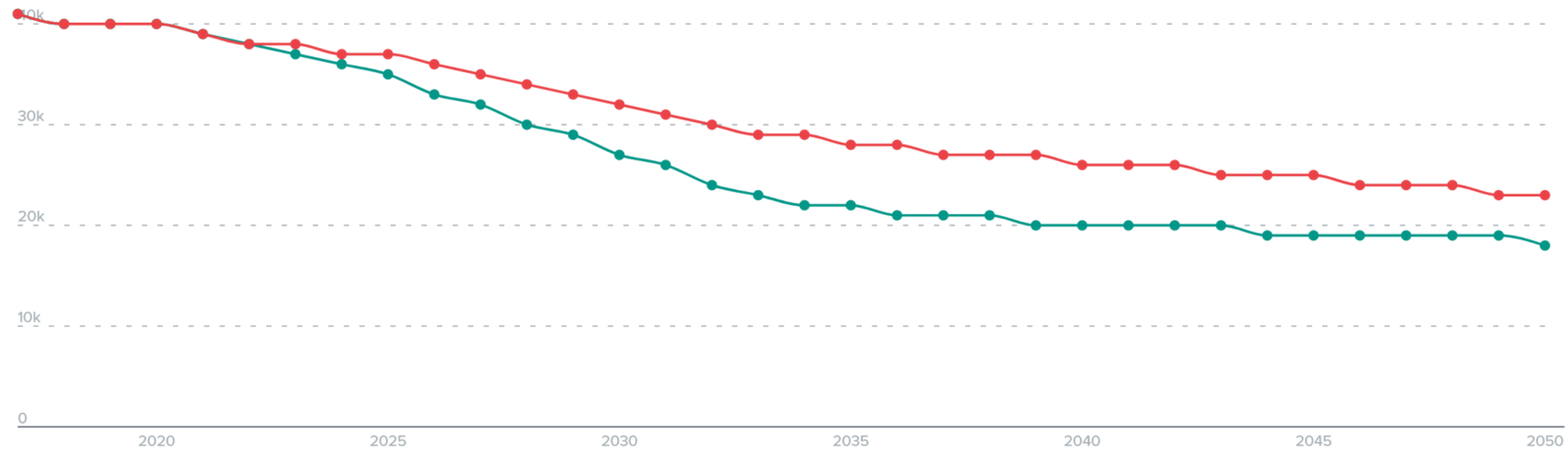
Achieving the SDGs is possible.

- Incorporating ‘SDG Push’ accelerators into development interventions in Dominican Republic reduce the number of people living in poverty over time. For the DR, SDG 1 of zero poverty in 2040 implies compliance 10 years earlier than the projection based on current trend data.
-
- However, zero poverty does not automatically guarantee Sustainable Human Development and it is precisely required to develop a comprehensive agenda with specific priorities for the protection and empowerment of all people and the planet, ensuring effective governance of Development.

People living in poverty	By 2030	By 2050
Without the SDG Push	23,000	2,000
With the SDG Push	13,000	0

Malnourished children under 5 (number of children)

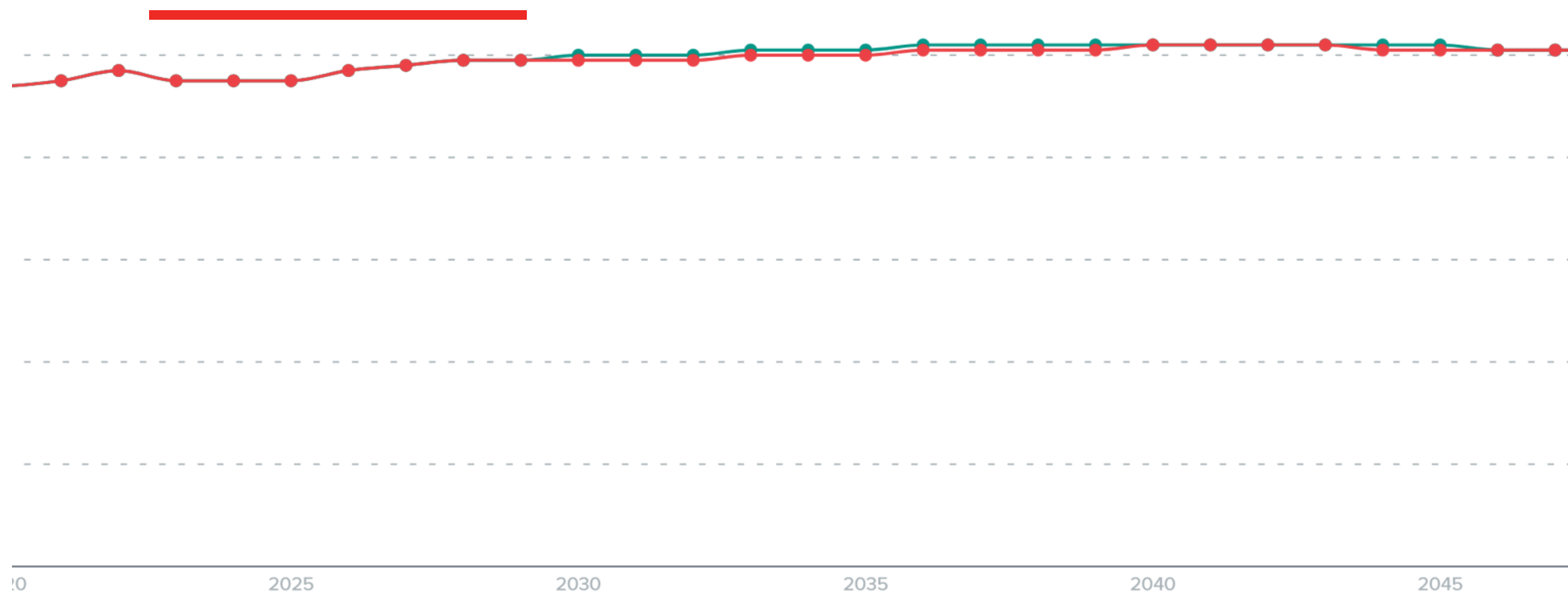
MALNOURISHED CHILDREN UNDER 5 (NUMBER OF CHILDREN)



	By 2030	By 2050
Without the SDG Push	32,000	23,000
With the SDG Push	27,000	18,000

Primary education gross completion rate (percent)

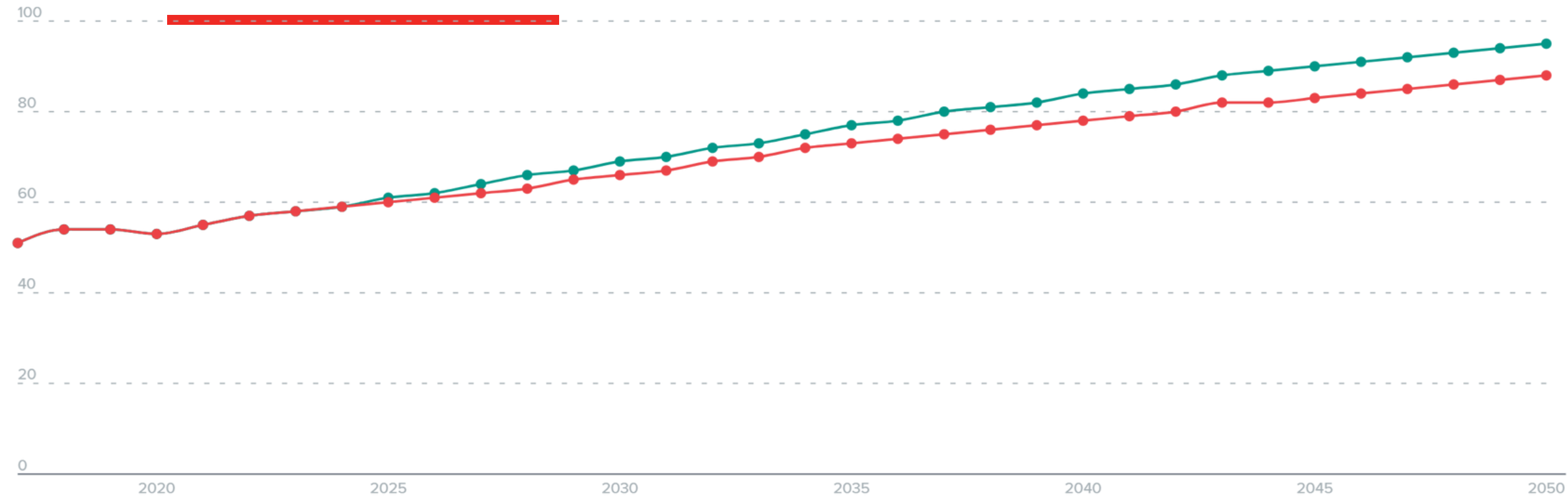
PLETION RATE (PERCENT)



	By 2030	By 2050
Without the SDG Push	99	100
With the SDG Push	100	100


Secondary education gross completion rate (percent)

SECONDARY EDUCATION GROSS COMPLETION RATE (PERCENT)



	By 2030	By 2050
Without the SDG Push	66	88
With the SDG Push	69	95

The role of data and science in strengthening national planning



Data and Planning

- Nearly 300 indicators will be part of the **National Multi-Year Public Sector Plan (PNPSP)**
 - All indicators used in the SDG Push have been considered to establish medium-term targets
-
- They served as a reference for designing the Integrated National Financing Framework.
 - But statistical systems most be strenthen



FINAL LEARNING REFLECTIONS

Leaps in statistical learning with SDGs are still needed



United Nations High Commissioner for Refugees
Haut Commissariat des Nations Unies pour les réfugiés



World Health Organization



UNAIDS
JOINT UNITED NATIONS PROGRAMME ON HIV/AIDS

UNHCR
UNICEF
WFP
UNDP
UNFPA
UNODC
ILO
UNESCO
WHO
WORLD BANK

UNIAP

United Nations Inter-Agency
Project on Human Trafficking

International
Labour
Organization



Enabling poor rural people
to overcome poverty



Cambodia



Microfinance • Capital Development



UNODC
United Nations Office on Drugs and Crime

UN HABITAT
FOR A BETTER URBAN FUTURE



**UN
Volunteers**

inspiration in action



United Nations Entity for Gender Equality
and the Empowerment of Women



United Nations
Educational, Scientific and
Cultural Organization



United Nations
**World Food
Programme**

unicef
unite for children



IOM International Organization for Migration

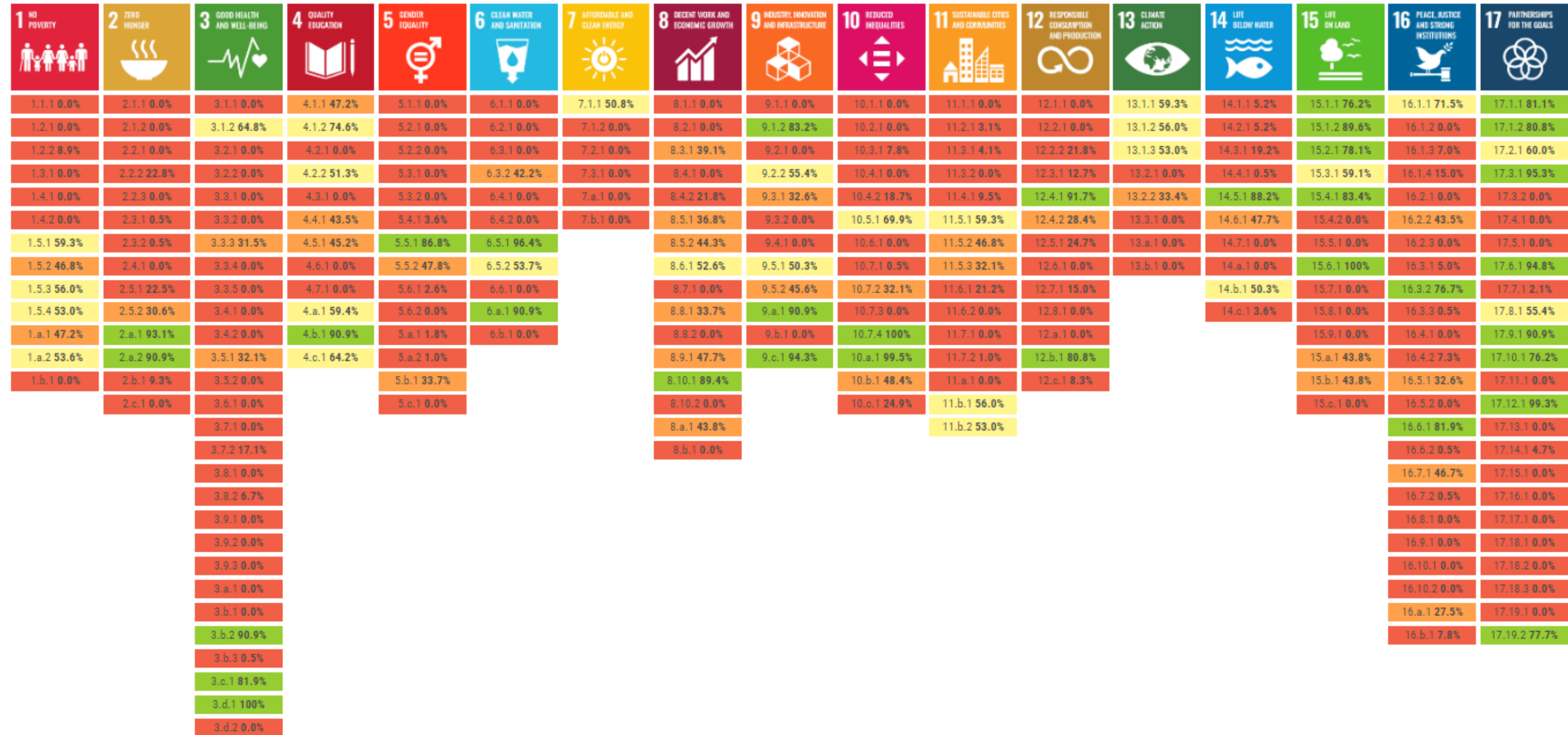


United Nations **Human Rights**
Office of the High Commissioner for Human Rights



Countries with data for at least two years since 2015, by goal and indicator (average across countries in percent)

</> Embed



Download CSV



Availability of disaggregated data for Location for World (total) by SDG regions and by all goals and indicator

Data for at least two years since 2015

[Embed](#)

1 NO POVERTY	2 ZERO HUNGER	3 GOOD HEALTH AND WELL-BEING	4 QUALITY EDUCATION	5 GENDER EQUALITY	6 CLEAN WATER AND SANITATION	7 AFFORDABLE AND CLEAN ENERGY	8 DECENT WORK AND ECONOMIC GROWTH	9 INDUSTRY, INNOVATION AND INFRASTRUCTURE	10 REDUCED INEQUALITIES	11 SUSTAINABLE CITIES AND COMMUNITIES	12 RESPONSIBLE CONSUMPTION AND PRODUCTION	13 CLIMATE ACTION	14 LIFE BELOW WATER	15 LIFE ON LAND	16 PEACE, JUSTICE AND STRONG INSTITUTIONS	17 PARTNERSHIPS FOR THE GOALS
1.1.1	2.1.1	3.1.1	4.1.1	5.1.1	6.1.1	7.1.1	8.1.1	9.1.1	10.1.1	11.1.1	12.1.1	13.1.1	14.1.1	15.1.1	16.1.1	17.1.1
1.2.1	2.1.2	3.1.2	4.1.2	5.2.1	6.2.1	7.1.2	8.2.1	9.1.2	10.2.1	11.2.1	12.2.1	13.1.2	14.2.1	15.1.2	16.1.2	17.1.2
1.2.2	2.2.1	3.2.1	4.2.1	5.2.2	6.3.1	7.2.1	8.3.1	9.2.1	10.3.1	11.3.1	12.2.2	13.1.3	14.3.1	15.2.1	16.1.3	17.2.1
1.3.1	2.2.2	3.2.2	4.2.2	5.3.1	6.3.2	7.3.1	8.4.1	9.2.2	10.4.1	11.3.2	12.3.1	13.2.1	14.4.1	15.3.1	16.1.4	17.3.1
1.4.1	2.2.3	3.3.1	4.3.1	5.3.2	6.4.1	7.a.1	8.4.2	9.3.1	10.4.2	11.4.1	12.4.1	13.2.2	14.5.1	15.4.1	16.2.1	17.3.2
1.4.2	2.3.1	3.3.2	4.4.1	5.4.1	6.4.2	7.b.1	8.5.1	9.3.2	10.5.1	11.5.1	12.4.2	13.3.1	14.6.1	15.4.2	16.2.2	17.4.1
1.5.1	2.3.2	3.3.3	4.5.1	5.5.1	6.5.1		8.5.2	9.4.1	10.6.1	11.5.2	12.5.1	13.a.1	14.7.1	15.5.1	16.2.3	17.5.1
1.5.2	2.4.1	3.3.4	4.6.1	5.5.2	6.5.2		8.6.1	9.5.1	10.7.1	11.5.3	12.6.1	13.b.1	14.a.1	15.6.1	16.3.1	17.6.1
1.5.3	2.5.1	3.3.5	4.7.1	5.6.1	6.6.1		8.7.1	9.5.2	10.7.2	11.6.1	12.7.1		14.b.1	15.7.1	16.3.2	17.7.1
1.5.4	2.5.2	3.4.1	4.a.1	5.6.2	6.a.1		8.8.1	9.a.1	10.7.3	11.6.2	12.8.1		14.c.1	15.8.1	16.3.3	17.8.1
1.a.1	2.a.1	3.4.2	4.b.1	5.a.1	6.b.1		8.8.2	9.b.1	10.7.4	11.7.1	12.a.1			15.9.1	16.4.1	17.9.1
1.a.2	2.a.2	3.5.1	4.c.1	5.a.2			8.9.1	9.c.1	10.a.1	11.7.2	12.b.1			15.a.1	16.4.2	17.10.1
1.b.1	2.b.1	3.5.2		5.b.1			8.10.1		10.b.1	11.a.1	12.c.1			15.b.1	16.5.1	17.11.1
	2.c.1	3.6.1		5.c.1			8.10.2		10.c.1	11.b.1				15.c.1	16.5.2	17.12.1
		3.7.1					8.a.1			11.b.2					16.6.1	17.13.1
		3.7.2					8.b.1								16.6.2	17.14.1
		3.8.1													16.7.1	17.15.1
		3.8.2													16.7.2	17.16.1
		3.9.1													16.8.1	17.17.1
		3.9.2													16.9.1	17.18.1
		3.9.3													16.10.1	17.18.2
		3.a.1													16.10.2	17.18.3
		3.b.1													16.a.1	17.19.1
		3.b.2													16.b.1	17.19.2
		3.b.3														
		3.c.1														
		3.d.1														
		3.d.2														

[Download CSV](#)

Legends ■ >1/3 of countries ■ <1/3 of countries ■ No disaggregation available

Availability of disaggregated data for More than one type of disaggregation for World (total) by SDG regions and by all goals and indicator

Data for at least two years since 2015

[Embed](#)

1 NO POVERTY	2 ZERO HUNGER	3 GOOD HEALTH AND WELL-BEING	4 QUALITY EDUCATION	5 GENDER EQUALITY	6 CLEAN WATER AND SANITATION	7 AFFORDABLE AND CLEAN ENERGY	8 DECENT WORK AND ECONOMIC GROWTH	9 INDUSTRY, INNOVATION AND INFRASTRUCTURE	10 REDUCED INEQUALITIES	11 SUSTAINABLE CITIES AND COMMUNITIES	12 RESPONSIBLE CONSUMPTION AND PRODUCTION	13 CLIMATE ACTION	14 LIFE BELOW WATER	15 LIFE ON LAND	16 PEACE, JUSTICE AND STRONG INSTITUTIONS	17 PARTNERSHIPS FOR THE GOALS
1.1.1	2.1.1	3.1.1	4.1.1	5.1.1	6.1.1	7.1.1	8.1.1	9.1.1	10.1.1	11.1.1	12.1.1	13.1.1	14.1.1	15.1.1	16.1.1	17.1.1
1.2.1	2.1.2	3.1.2	4.1.2	5.2.1	6.2.1	7.1.2	8.2.1	9.1.2	10.2.1	11.2.1	12.2.1	13.1.2	14.2.1	15.1.2	16.1.2	17.1.2
1.2.2	2.2.1	3.2.1	4.2.1	5.2.2	6.3.1	7.2.1	8.3.1	9.2.1	10.3.1	11.3.1	12.2.2	13.1.3	14.3.1	15.2.1	16.1.3	17.2.1
1.3.1	2.2.2	3.2.2	4.2.2	5.3.1	6.3.2	7.3.1	8.4.1	9.2.2	10.4.1	11.3.2	12.3.1	13.2.1	14.4.1	15.3.1	16.1.4	17.3.1
1.4.1	2.2.3	3.3.1	4.3.1	5.3.2	6.4.1	7.a.1	8.4.2	9.3.1	10.4.2	11.4.1	12.4.1	13.2.2	14.5.1	15.4.1	16.2.1	17.3.2
1.4.2	2.3.1	3.3.2	4.4.1	5.4.1	6.4.2	7.b.1	8.5.1	9.3.2	10.5.1	11.5.1	12.4.2	13.3.1	14.6.1	15.4.2	16.2.2	17.4.1
1.5.1	2.3.2	3.3.3	4.5.1	5.5.1	6.5.1		8.5.2	9.4.1	10.6.1	11.5.2	12.5.1	13.a.1	14.7.1	15.5.1	16.2.3	17.5.1
1.5.2	2.4.1	3.3.4	4.6.1	5.5.2	6.5.2		8.6.1	9.5.1	10.7.1	11.5.3	12.6.1	13.b.1	14.a.1	15.6.1	16.3.1	17.6.1
1.5.3	2.5.1	3.3.5	4.7.1	5.6.1	6.6.1		8.7.1	9.5.2	10.7.2	11.6.1	12.7.1		14.b.1	15.7.1	16.3.2	17.7.1
1.5.4	2.5.2	3.4.1	4.a.1	5.6.2	6.a.1		8.8.1	9.a.1	10.7.3	11.6.2	12.8.1		14.c.1	15.8.1	16.3.3	17.8.1
1.a.1	2.a.1	3.4.2	4.b.1	5.a.1	6.b.1		8.8.2	9.b.1	10.7.4	11.7.1	12.a.1			15.9.1	16.4.1	17.9.1
1.a.2	2.a.2	3.5.1	4.c.1	5.a.2			8.9.1	9.c.1	10.a.1	11.7.2	12.b.1			15.a.1	16.4.2	17.10.1
1.b.1	2.b.1	3.5.2		5.b.1			8.10.1		10.b.1	11.a.1	12.c.1			15.b.1	16.5.1	17.11.1
	2.c.1	3.6.1		5.c.1			8.10.2		10.c.1	11.b.1				15.c.1	16.5.2	17.12.1
		3.7.1					8.a.1			11.b.2					16.6.1	17.13.1
		3.7.2					8.b.1								16.6.2	17.14.1
		3.8.1													16.7.1	17.15.1
		3.8.2													16.7.2	17.16.1
		3.9.1													16.8.1	17.17.1
		3.9.2													16.9.1	17.18.1
		3.9.3													16.10.1	17.18.2
		3.a.1													16.10.2	17.18.3
		3.b.1													16.a.1	17.19.1
		3.b.2													16.b.1	17.19.2
		3.b.3														
		3.c.1														
		3.d.1														
		3.d.2														

[Download CSV](#)

Legends ■ >1/3 of countries ■ <1/3 of countries ■ No disaggregation available

Availability of disaggregated data for Location for World (total) by SDG regions and by all goals and indicator

Data for at least two years since 2015

[Embed](#)

1 NO POVERTY	2 ZERO HUNGER	3 GOOD HEALTH AND WELL-BEING	4 QUALITY EDUCATION	5 GENDER EQUALITY	6 CLEAN WATER AND SANITATION	7 AFFORDABLE AND CLEAN ENERGY	8 DECENT WORK AND ECONOMIC GROWTH	9 INDUSTRY, INNOVATION AND INFRASTRUCTURE	10 REDUCED INEQUALITIES	11 SUSTAINABLE CITIES AND COMMUNITIES	12 RESPONSIBLE CONSUMPTION AND PRODUCTION	13 CLIMATE ACTION	14 LIFE BELOW WATER	15 LIFE ON LAND	16 PEACE, JUSTICE AND STRONG INSTITUTIONS	17 PARTNERSHIPS FOR THE GOALS
1.1.1	2.1.1	3.1.1	4.1.1	5.1.1	6.1.1	7.1.1	8.1.1	9.1.1	10.1.1	11.1.1	12.1.1	13.1.1	14.1.1	15.1.1	16.1.1	17.1.1
1.2.1	2.1.2	3.1.2	4.1.2	5.2.1	6.2.1	7.1.2	8.2.1	9.1.2	10.2.1	11.2.1	12.2.1	13.1.2	14.2.1	15.1.2	16.1.2	17.1.2
1.2.2	2.2.1	3.2.1	4.2.1	5.2.2	6.3.1	7.2.1	8.3.1	9.2.1	10.3.1	11.3.1	12.2.2	13.1.3	14.3.1	15.2.1	16.1.3	17.2.1
1.3.1	2.2.2	3.2.2	4.2.2	5.3.1	6.3.2	7.3.1	8.4.1	9.2.2	10.4.1	11.3.2	12.3.1	13.2.1	14.4.1	15.3.1	16.1.4	17.3.1
1.4.1	2.2.3	3.3.1	4.3.1	5.3.2	6.4.1	7.a.1	8.4.2	9.3.1	10.4.2	11.4.1	12.4.1	13.2.2	14.5.1	15.4.1	16.2.1	17.3.2
1.4.2	2.3.1	3.3.2	4.4.1	5.4.1	6.4.2	7.b.1	8.5.1	9.3.2	10.5.1	11.5.1	12.4.2	13.3.1	14.6.1	15.4.2	16.2.2	17.4.1
1.5.1	2.3.2	3.3.3	4.5.1	5.5.1	6.5.1		8.5.2	9.4.1	10.6.1	11.5.2	12.5.1	13.a.1	14.7.1	15.5.1	16.2.3	17.5.1
1.5.2	2.4.1	3.3.4	4.6.1	5.5.2	6.5.2		8.6.1	9.5.1	10.7.1	11.5.3	12.6.1	13.b.1	14.a.1	15.6.1	16.3.1	17.6.1
1.5.3	2.5.1	3.3.5	4.7.1	5.6.1	6.6.1		8.7.1	9.5.2	10.7.2	11.6.1	12.7.1		14.b.1	15.7.1	16.3.2	17.7.1
1.5.4	2.5.2	3.4.1	4.a.1	5.6.2	6.a.1		8.8.1	9.a.1	10.7.3	11.6.2	12.8.1		14.c.1	15.8.1	16.3.3	17.8.1
1.a.1	2.a.1	3.4.2	4.b.1	5.a.1	6.b.1		8.8.2	9.b.1	10.7.4	11.7.1	12.a.1			15.9.1	16.4.1	17.9.1
1.a.2	2.a.2	3.5.1	4.c.1	5.a.2			8.9.1	9.c.1	10.a.1	11.7.2	12.b.1			15.a.1	16.4.2	17.10.1
1.b.1	2.b.1	3.5.2		5.b.1			8.10.1		10.b.1	11.a.1	12.c.1			15.b.1	16.5.1	17.11.1
	2.c.1	3.6.1		5.c.1			8.10.2		10.c.1	11.b.1				15.c.1	16.5.2	17.12.1
		3.7.1					8.a.1			11.b.2					16.6.1	17.13.1
		3.7.2					8.b.1								16.6.2	17.14.1
		3.8.1													16.7.1	17.15.1
		3.8.2													16.7.2	17.16.1
		3.9.1													16.8.1	17.17.1
		3.9.2													16.9.1	17.18.1
		3.9.3													16.10.1	17.18.2
		3.a.1													16.10.2	17.18.3
		3.b.1													16.a.1	17.19.1
		3.b.2													16.b.1	17.19.2
		3.b.3														
		3.c.1														
		3.d.1														
		3.d.2														

[Download CSV](#)

Legends ■ >1/3 of countries ■ <1/3 of countries ■ No disaggregation available

And having the risks of...

Parallel monitoring systems

Domestic mechanisms relegated

Unsustainable indicators gathering capacities

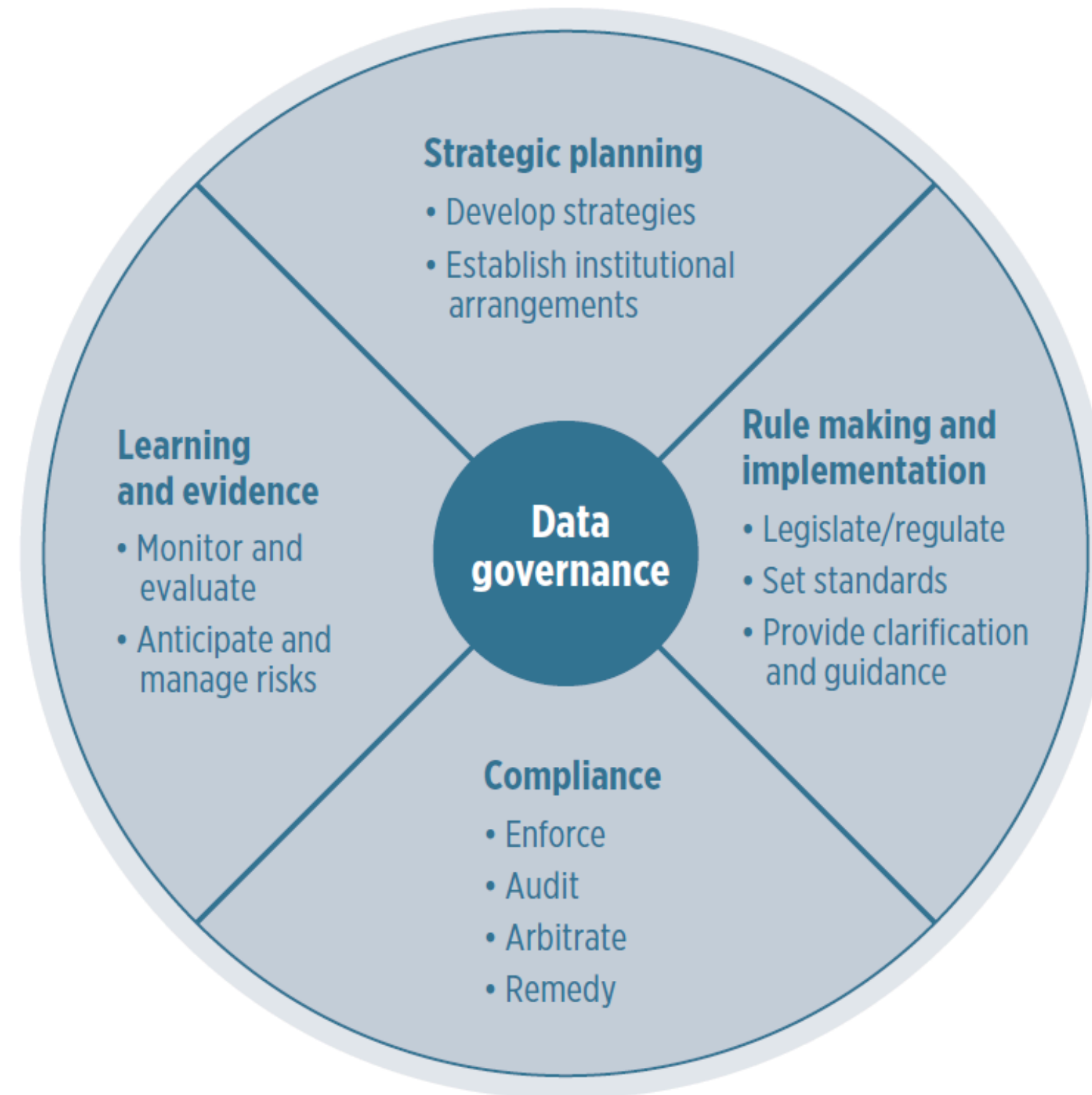
Atomization and national statistical systems sidelined

Statistical momentum wasted

Limited national ownership

Statistical systems not integrated to planning cycle

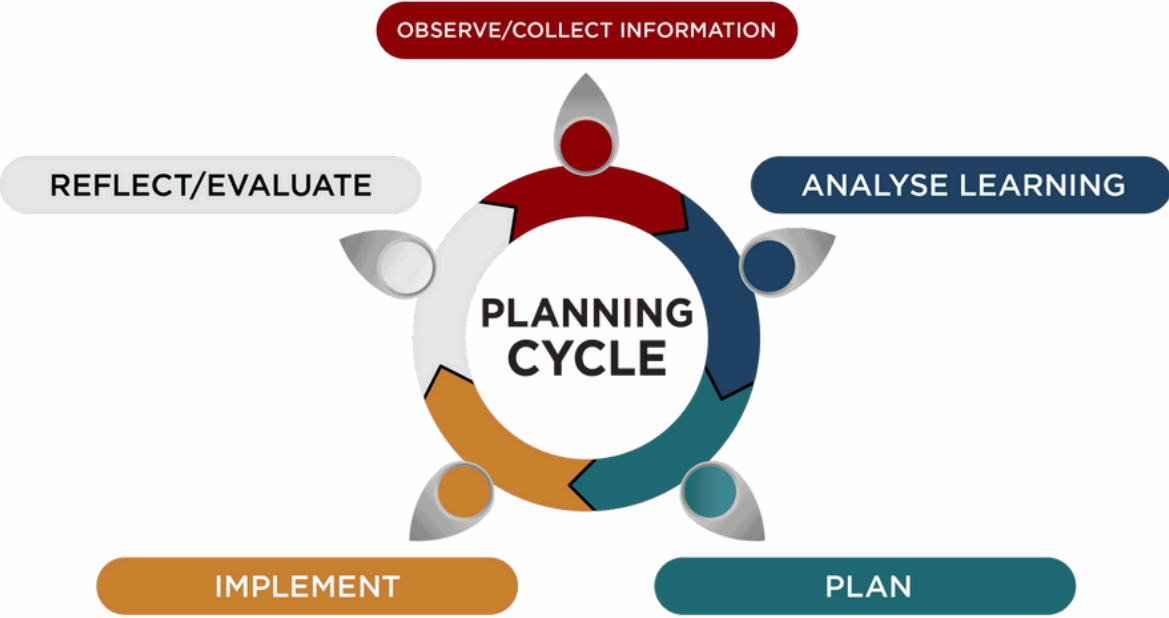
Figure 8.2 Functions of data governance




Source: WDR 2021 team.

Bulding Systems
within systems....

...Statistical System
it's not apart!





GOBIERNO DE LA
REPÚBLICA DOMINICANA

**ECONOMÍA, PLANIFICACIÓN
Y DESARROLLO**



MINECONOMIARD | <https://mepyd.gob.do/>

Thank you!



#somoeconomía #somosplanificación #somosdesarrollo

