



BILL & MELINDA
GATES *foundation*

Welcome to presentation Localization of SDGs: Experiences from Bangladesh

Municipal Association of Bangladesh MAB

Supported by

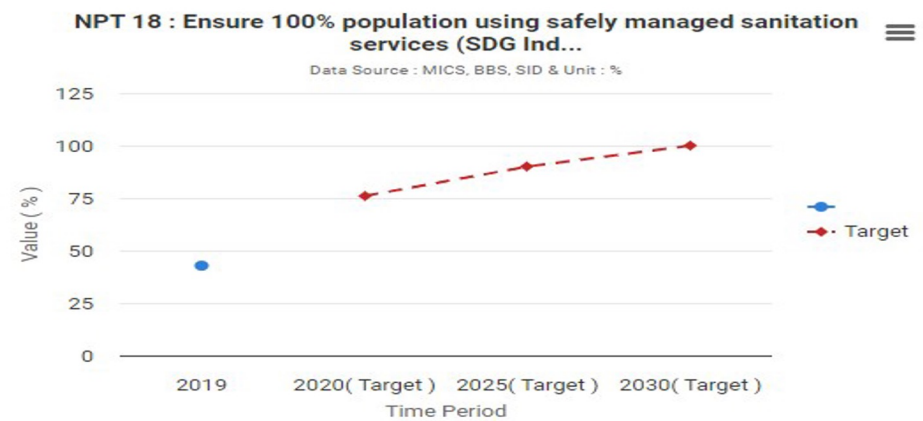
**UCLG ASPAC Municipal Association Network advocacy on Sanitation in South Asia
MuNASS**



INDICATOR INFORMATION

Indicators NPT 18: Ensure 100% population using safely managed sanitation services (SDG Indicator 6.2.1)

Goal Type	National Priority Indicator (39+1)
Goal	6 - Ensure availability and sustainable management of water and sanitation for all
Targets	6.2 - Ensure 100% population using safely managed sanitation services
Indicators	NPT 18 - Ensure 100% population using safely managed sanitation services (SDG Indicator 6.2.1)
Data Source	(1) SVRS, BBS, SID (2) PHC, BBS, SID (3) MICS, BBS, SID
Unit	%
Data Frequency	Triennial (2015, 2018, 2021, 2024)
Meta Data	Click Here



Time Period	Total/Disaggregation	Targets	Status (%)
2019	Total		42.8000
2020(Target)	Total	76.00	
2025(Target)	Total	90.00	
2030(Target)	Total	100.00	

Current Practices of Sanitation Data management

Manual processes in municipalities

Daily, monthly, yearly data on sanitation and waste

No preferred digital reporting system

National sanitation dashboard under DPHE

www.sanboard.gov.bd

)

FINDINGS FROM MAB STUDY

Individual Municipalities

Data Collection Processes

Manual data collection

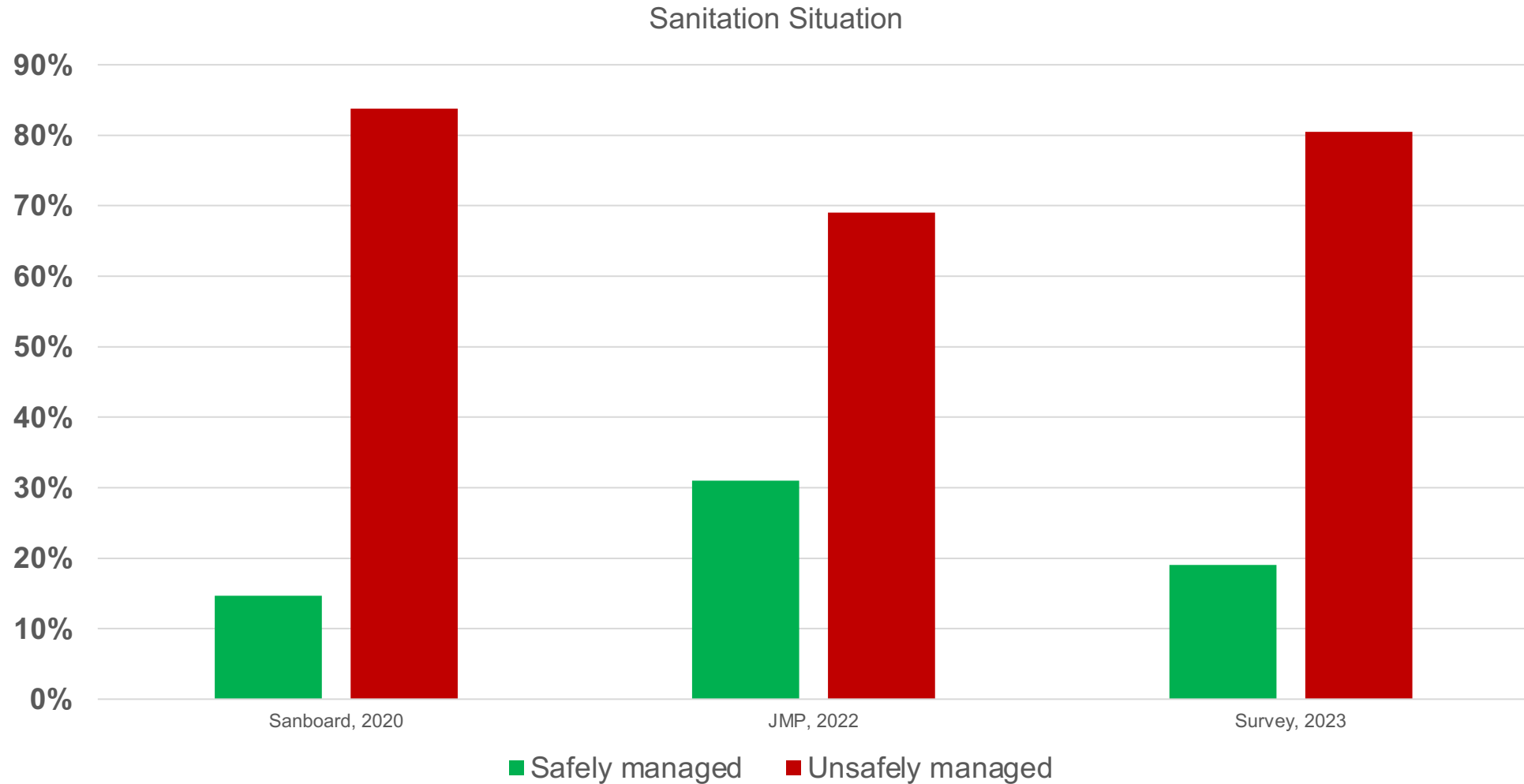
Reporting Mechanisms

No preferred reporting system in place

Data Quality and Standardization

Inconsistent data collection and reporting formats

Comparison and observation



Identification of Gaps in sanitation Data management

Frequency of
Data
Collection

Limited
Automation

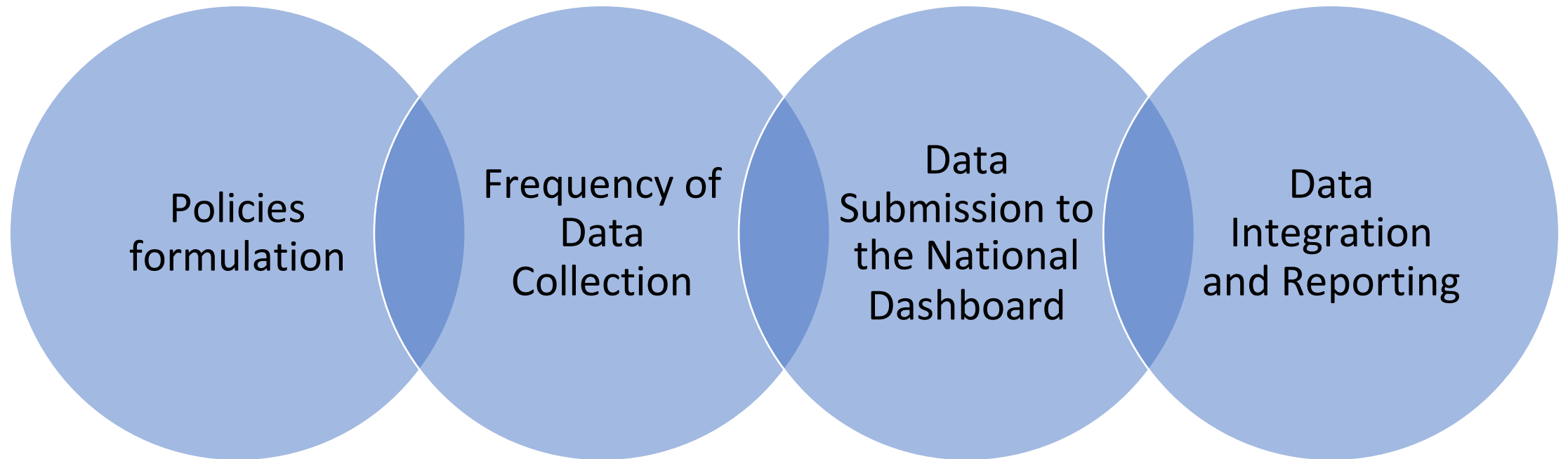
Lack of
Standardized
Reporting

Limited Data
Integration

Insufficient
Capacity

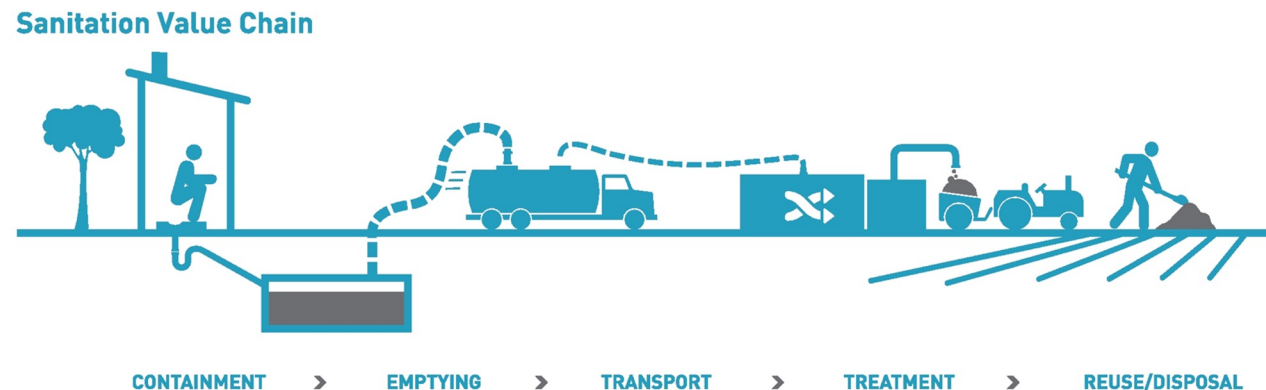
Limited
Accessibility
and
Transparenc
y

How we could improve the situation



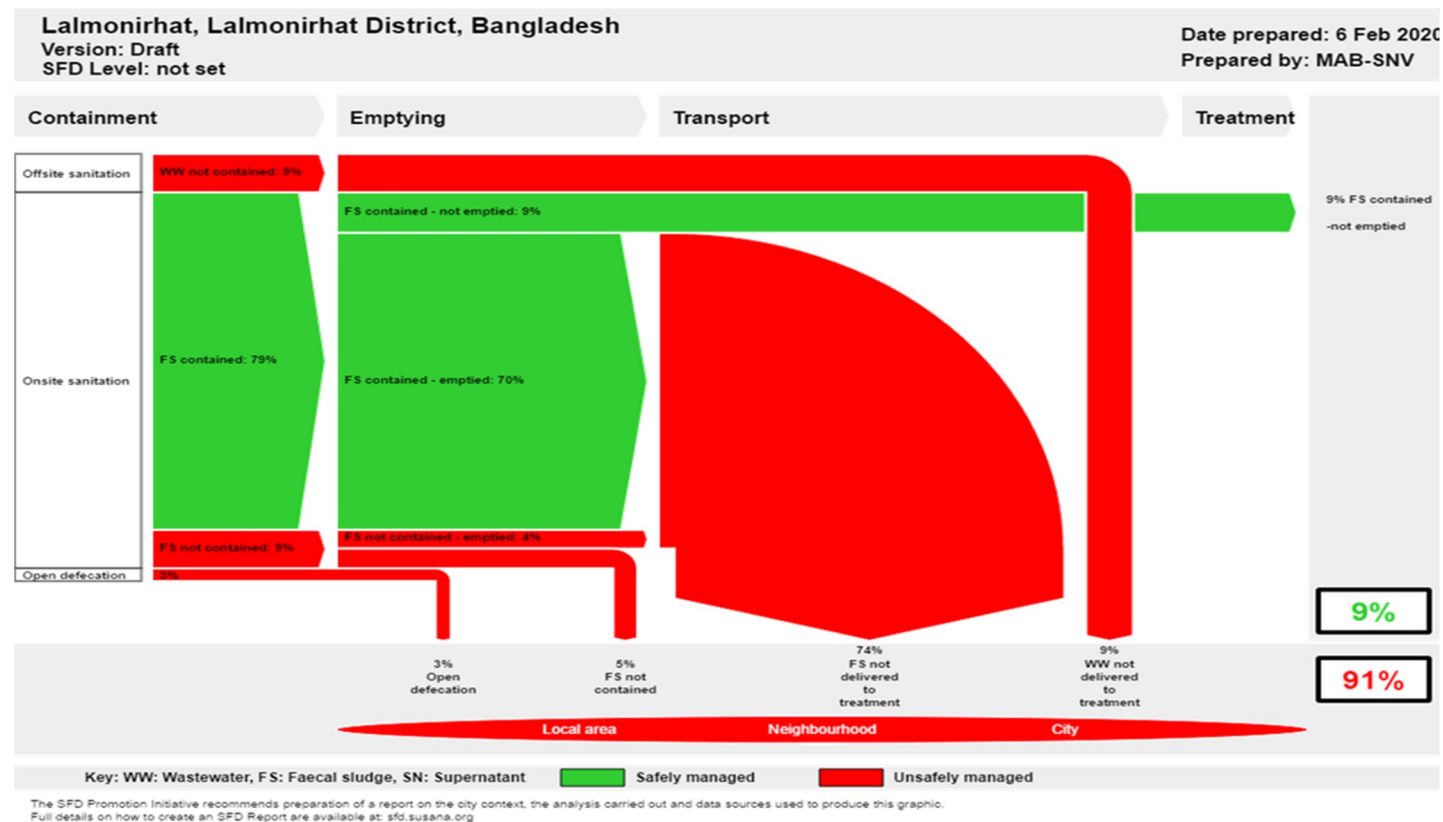
Recommendation from MAB study

- **Strengthen technical infrastructure for data management**
- **Capacity Building of departments and city respective officials**
- **Promote stakeholder collaboration to improve the data management system.**
- **Regular Data sharing, and quality control.**



Recommendation (contd.)

- We are strongly recommending to use **Shit Flow Diagrams (SFD)** for **city sanitation status assessment** , and **monitoring**
- **Develop web-based portal** for municipalities and cities.



Thank you



BILL & MELINDA
GATES *foundation*