

Tracking progress on gender equality: the state of SDG gender data

Lack of progress on gender risks achieving the entire 2030 Agenda...

- Recent assessments suggest that **nearly three-quarters (74%)** of the SDG targets are directly or significantly reliant on gender equality.

...yet, the data for official SDG indicators are conspicuously absent

- No country reported data for the 52 gender-specific indicators across SDGs. On average countries reported **29 of 52 indicators, or 56%** in March 2024
- For SDG 5, the global average **was 12 of 18 indicators, or 68%**, and the indicators in SDG 5 with weakest coverage were 5.a.1 (24%), 5.a.2 (35%) and 5.6.1 (35%)
- The limited intersectional data hinders efforts to leave no women or girl behind: e.g., only 15% of countries had data on indicator 5.4.1 on rural women aged 65+ years

Gender-sensitive indices (and scoreboards) that can be used to report on trends in gender equality

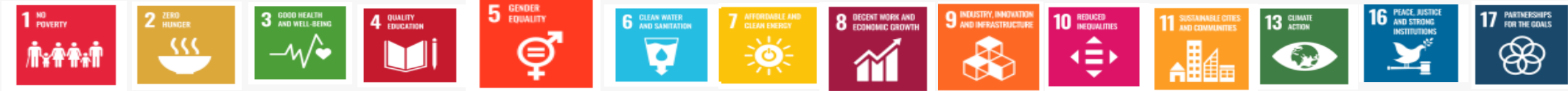


See: <https://composite-indicators.jrc.ec.europa.eu/explorer>

What is the value-add of the 2024 SDG Gender Index?

Only gender Index aligned with the SDGs:
Providing advocates and gender equality champions with a tool for accountability, based on a normative framework agreed by governments.

Provides the biggest picture:
It goes beyond SDG 5 to apply a gender lens on 56 gender equality issues aligned with 14 of the 17 SDGs.



Covers widest range of indicators:
data on gender-related laws, attitudes and outcomes from national statistics offices, opinion polls, civil society, and researchers.

Covers more women girls:
139 countries and more than 96% of the world's women and girls.

Provides sufficient and consistent data to track trends: Users can compare progress at three time points (2015, 2019, 2022) and forecast to 2030.

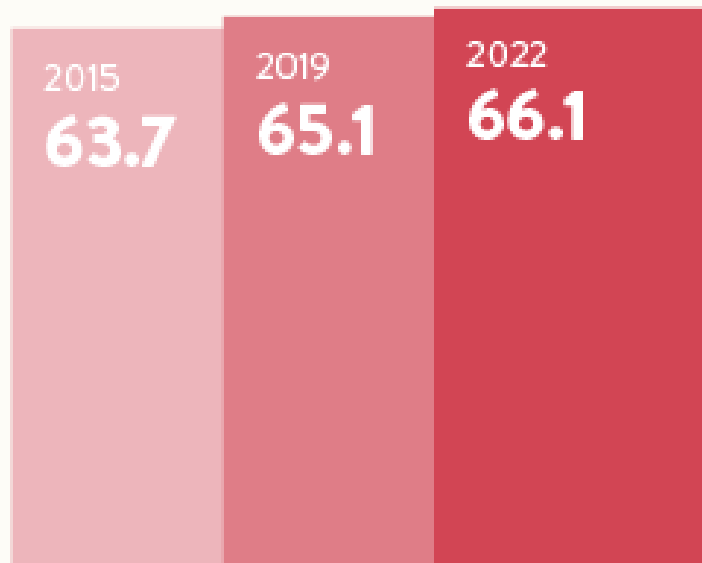
Transparent methodology:
audited by independent global Index experts*, with the audit findings publicly available.
*From the European Commission's Competence Centre on Composite Indicators and Scoreboards (CC-COIN)

Developed with and for gender equality advocates and champions through the EM2030 **'global to local' coalition, providing an independent voice.**

NO COUNTRY is on track to achieve gender equality by 2030.

Global average Index score,
2015, 2019 and 2022

100



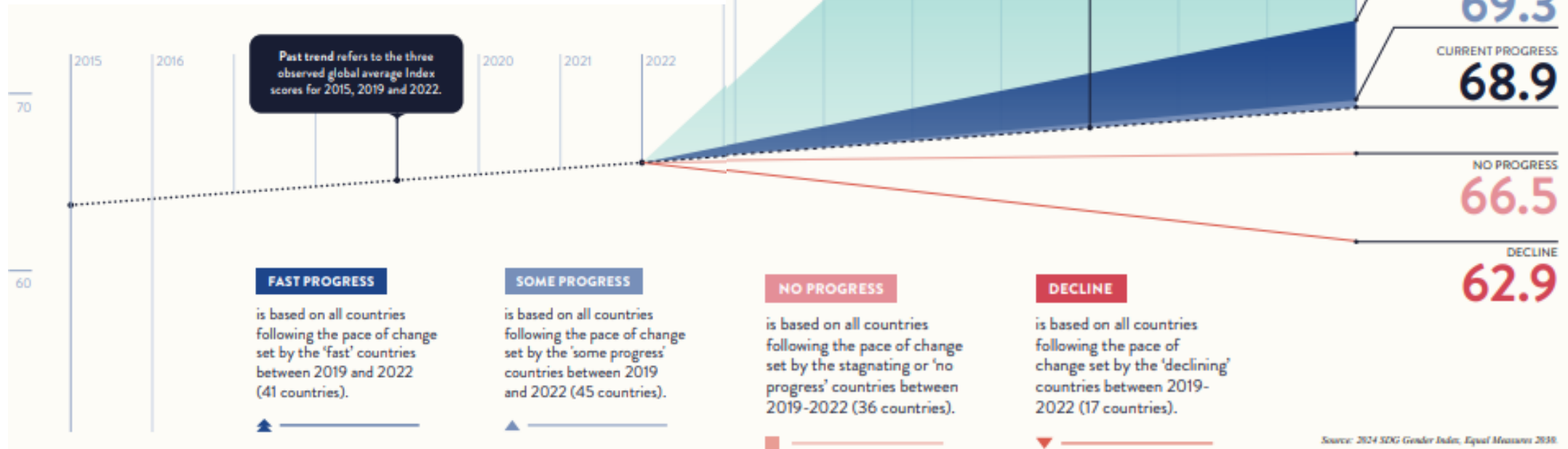
Based on current trends,
the world won't achieve
gender equality for nearly
a century.

A girl born today will have to wait
until her **97th BIRTHDAY** to see the
world reach gender equality.

But even this may be optimistic.


Will the world be less equal in 2030 than in 2015?

Gender equality progress, potential scenarios



(Un)equal future?

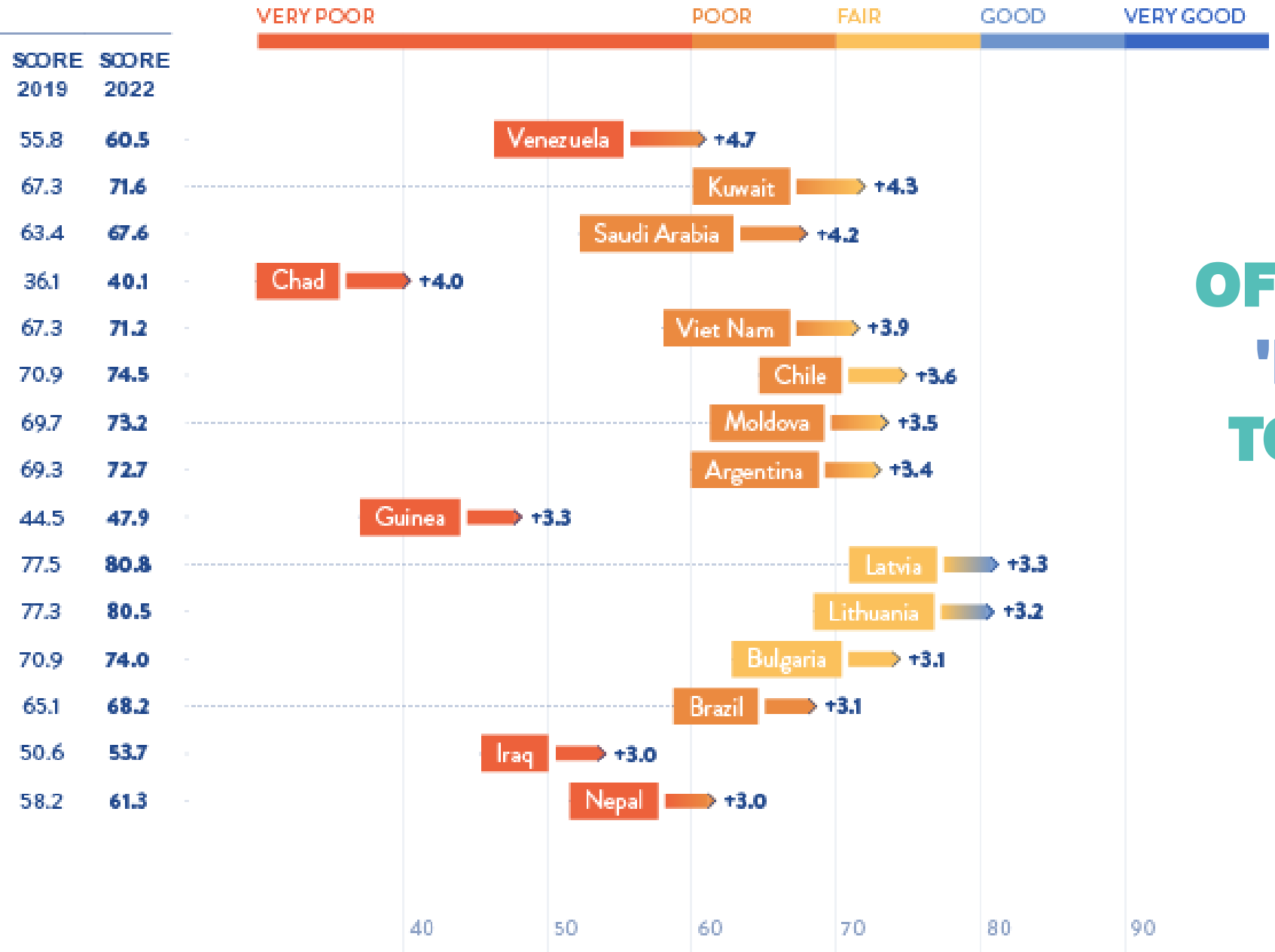
Gender equality in a world of crises



NEARLY 40% of countries are stagnating or backsliding on gender equality

Examples of backsliding (2019-2022): Afghanistan, Belarus, Burkina Faso, Poland, and the United States.

The number of countries seeing a real decline in the situation for women and girls JUMPED SINCE 2019.



NEARLY
1/3

OF COUNTRIES MADE
'FAST PROGRESS'
TOWARDS GENDER
EQUALITY

Fastest moving
countries - greatest
increase in Index
score, 2019-2022

Six fastest improving global indicators (out of 56 issues in the Index)

Indicator	Global average Index score (change 2019-2022)
Proportion of women with access to internet services (Ind. 9.3)	+ 7.9 points
Proportion of women who have made or received digital payments in the past year (Ind. 9.1)	+7.8 points
Extent to which the delegation representing the country at the COP meeting is gender balanced (Ind. 13.1)	+6.3 points
Proportion of women who hold a bank account at a financial institution (Ind. 8.5)	+5.9 points
Openness of Statistics, specifically coverage and disaggregation (Ind. 17.4)	+5.1 points
Proportion of seats held by women in national parliaments (Ind. 5.4)	+4.2 points

Advancing gender equality in the face of crises

A blueprint for governments highlighting key cross-cutting recommendations

01. Elevate women's and girls' leadership, power, and voice

The participation of women and girls in public life is not only a core human right but is also essential for countries' social and economic health. Yet gender norms about leadership, as well as poverty, care burdens and violence against female public figures, often exclude women and girls from decision-making spaces.

02. Reform and apply equality laws and policies

The process of adopting and/ or reforming equality laws can engage civil society, government, lawmakers, and the wider public in debate and norm-setting and can create pressure and structures for accountability.



03. Promote 'data feminism' and close gender-sensitive data gaps

Closing gender-sensitive data gaps is vital to monitor policies and inform the decisions of policymakers. But we must go beyond this to also promote 'data feminism', recognising the power imbalances and colonial legacies baked into statistical systems, practices, and institutions.

04. Increase investments in public services and social infrastructure, including care

The social transformation needed for gender equality must be funded, which requires gender-responsive budgets, progressive taxation and strong investment in public services and public (including care) infrastructure.

05. Recognise and respond to the unique needs and life stage of adolescent girls and young women

The evidence is clear: when girls' rights are realised, societies flourish. Experiences and opportunities in this unique life stage can set the tone for a girl's entire future.

06. Invest in and create space for feminist organisations and movements

Little progress on women's rights would have been made without collective pressure and advocacy from feminists. They need better resources and safe, secure spaces in which to operate and advocate.



07. Centre gender equality and justice at the heart of international solidarity and cooperation

We need continued collaboration across governments in multi-lateral spaces to protect gender equality commitments against the concerted efforts of anti-rights actors. And we need aid, loans, and grants to be invested in gender equality and the programmes and policies that protect it.


India

Asia and the Pacific

If past trends continue, the world won't achieve gender equality until 2121. How is India performing on gender equality in the SDGs?

The 2024 SDG Gender Index covers 139 countries, 96% of the world's girls and women, and 14 of the 17 Sustainable Development Goals. It includes 56 indicators capturing gender-related measures across the 2030 Agenda.

Index Score



Based on past trends, no country will achieve gender equality by 2030. To achieve a score of 100 in 2030, India would need a pace of change of 4.84 per year from 2022.

Global Rank **91** out of 139 countries | Regional Rank **18** out of 26 countries

Scores by Goal for 2015-2022



Best and Worst Performing Indicators Since 2015

Best

- Ind. 13.1: Extent to which the delegation representing the country at the COP meeting is gender balanced
- Ind. 10.5: Extent to which laws criminalise, protect or recognise sexual orientation, gender identification (SOGI) and same-sex relationships
- Ind. 8.5: Proportion of women who hold a bank account at a financial institution

Worst

- Ind. 11.1: Proportion of women (15+ years) who reported having enough money to provide adequate shelter or housing in the past 12 months
- Ind. 2.4: Proportion of women (15+ years) who reported having enough money to buy food that they or their family needed in the past 12 months
- Ind. 5.5: Proportion of ministerial/senior government positions held by women

Pace of Change

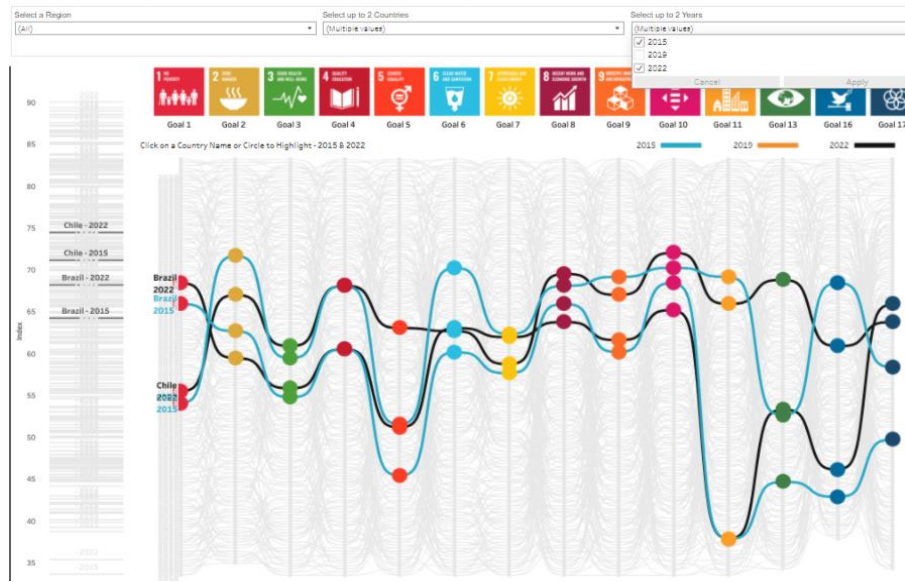
- Fast progress:** Score increased by more than 0.6 points per year
- Some progress:** Score increased between 0.2 and 0.6 points per year
- No progress:** Score stayed the "same" (margin between -0.2 and +0.2 points per year)
- Decline:** Score declined by more than -0.2 points per year

[Explore the Index Report](#) | [Explore the Index Data](#) | [Follow our Campaign](#)

Resources: Country profiles

Tools: Interactive data visualizations

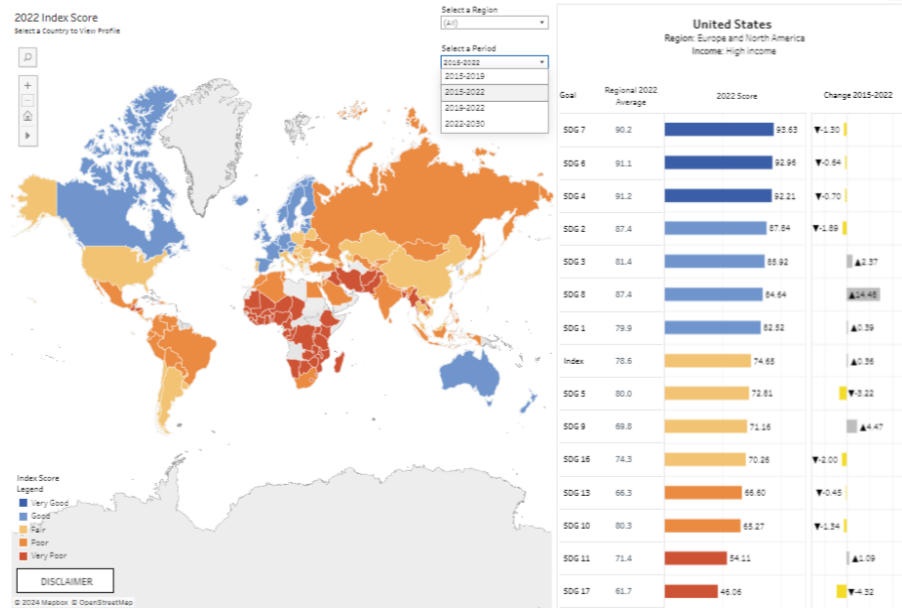
2024 SDG Gender Index scores and rankings, by goal



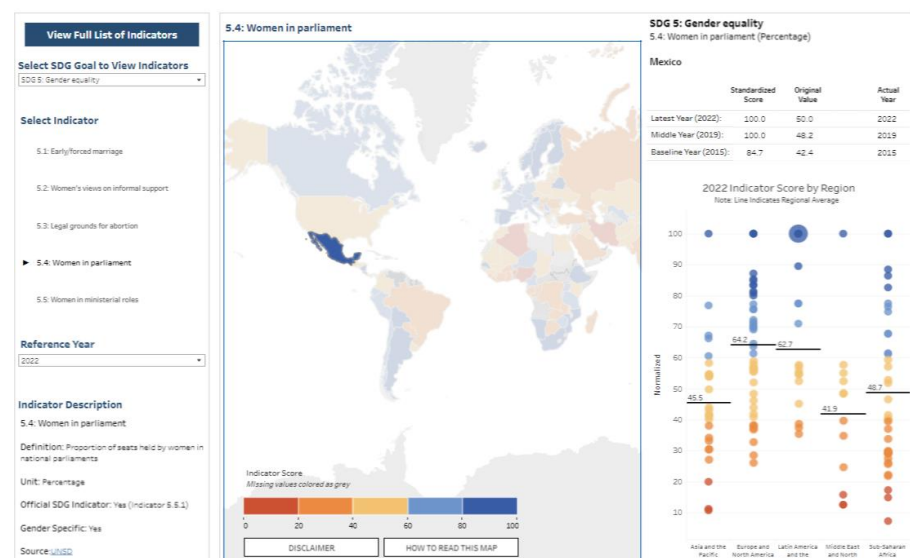
2024 SDG Gender Index | SDG scores by goal and change from 2019 - 2022



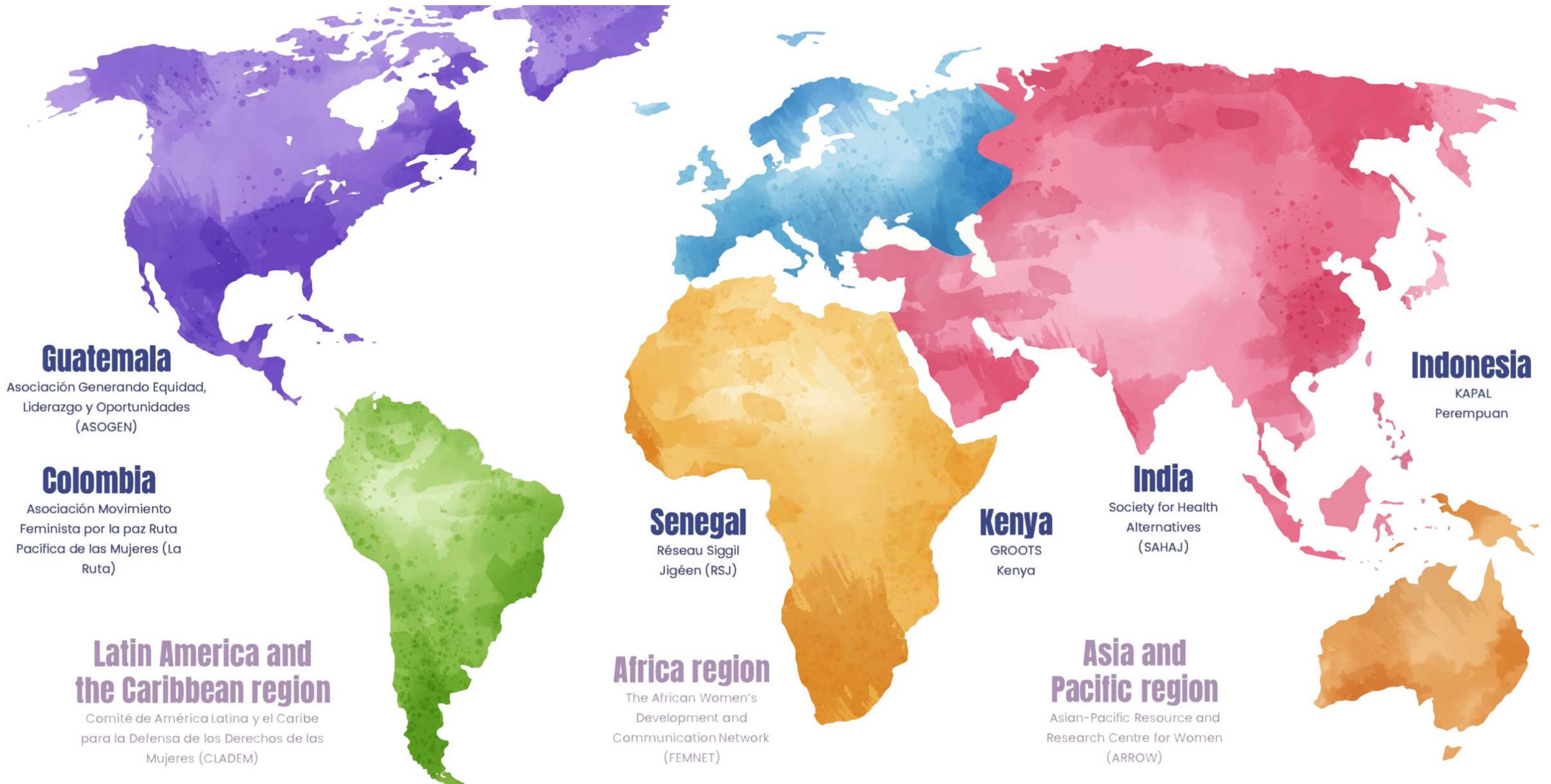
2024 SDG Gender Index - country profiles



2024 SDG Gender Index - Indicators and Scores



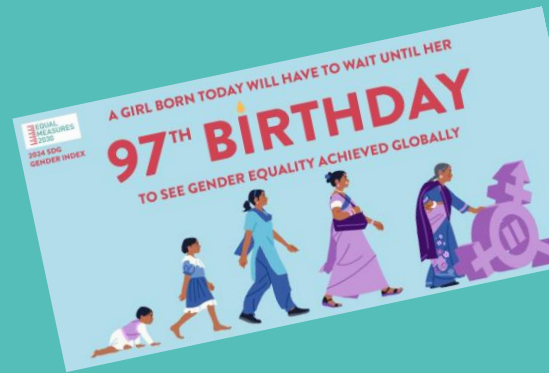
Bringing together data and story-telling: partnering with women's rights organizations across the world



Please join us in promoting the 2024 SDG Gender Index to demand a more gender-equal future!

Social media assets are available on our website at:
<https://equalmeasures2030.org/2024-sdg-gender-index/join-the-movement/>

Follow us: Insta & X: @equal2030
FB & LinkedIn: @Equal Measures 2030



How to reach us:
albert.motivans@equalmeasures2030.org