



SDGs Implementation in Nepal: Status and Way Forward

Khomraj Koirala

Joint Secretary

National Planning Commission

Government of Nepal



Presentation Outline



- Background
- Implantation of SDGs in Nepal
- SDGs: Status and Roadmap,
- SDGs: Needs Assessment, Costing and Financing Strategy,
- Mainstreaming SDGs in National Planning and Budgeting System,
- Initiatives and Challenges,
- Way Ahead.



Nepal : Country at a Glance



- Area: 1,47,181 sq km
- Population: 30 million
- GDP (at basic prices, 2019): NRs. 3,464 billion
- GDP Growth rate : 7.05%
- Inflation: 4.4%
- Export Import Ratio: 1:15
- Literacy rate (15-24): 87% (2019)
- Life expectancy (at birth): 70.1 years (2019)
- Human Development Index : 0.574 (2018)





Background



- Nepal has committed on implementation and achievement of SDGs before 2030,
- Mainstreaming of SDGs its into planning and budgeting systems,
- Strong collaboration between federal and SNGs for SDGs implementation,
- Partnership between stakeholders including development partners,
- Explore new avenues for resources to fulfill the financing gap,



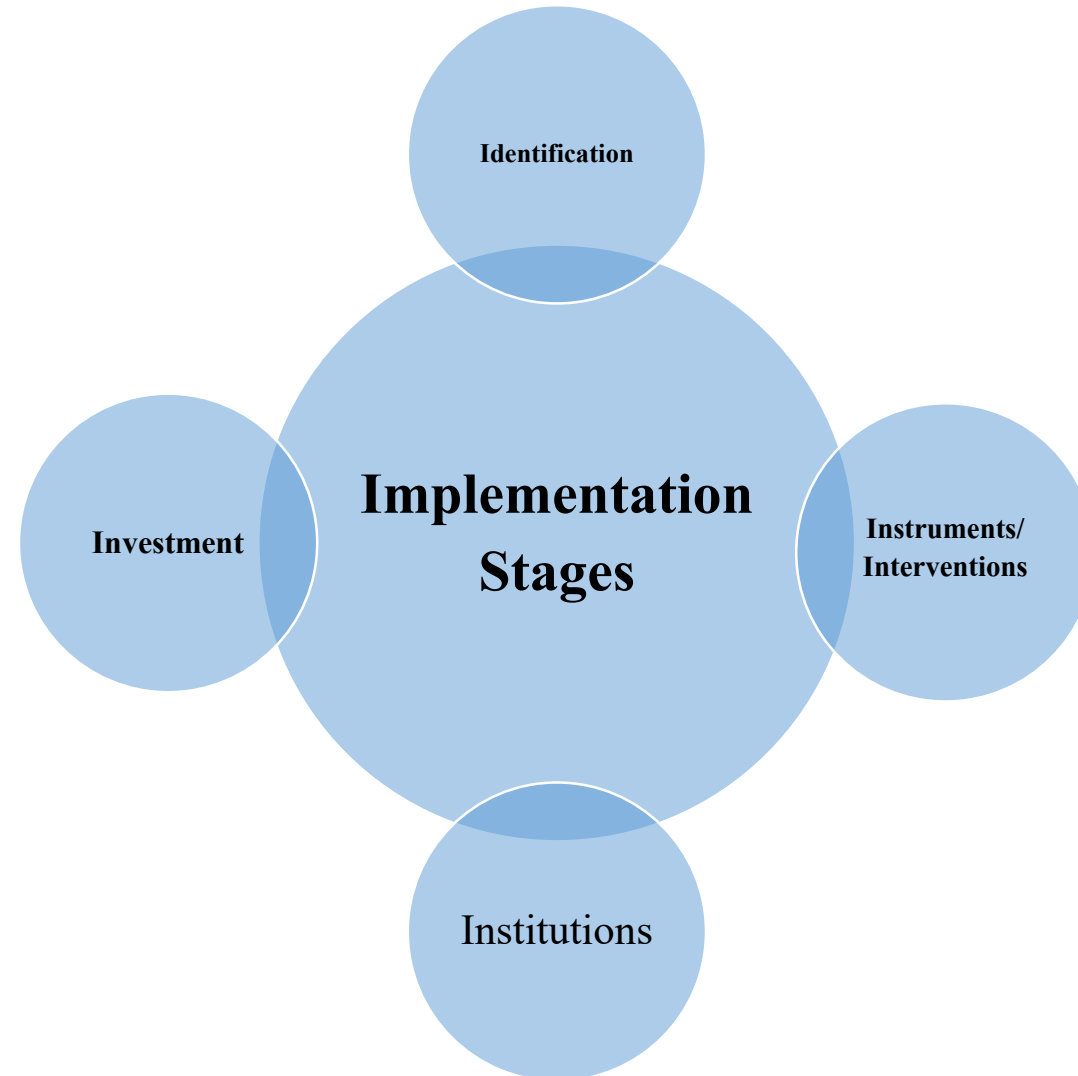
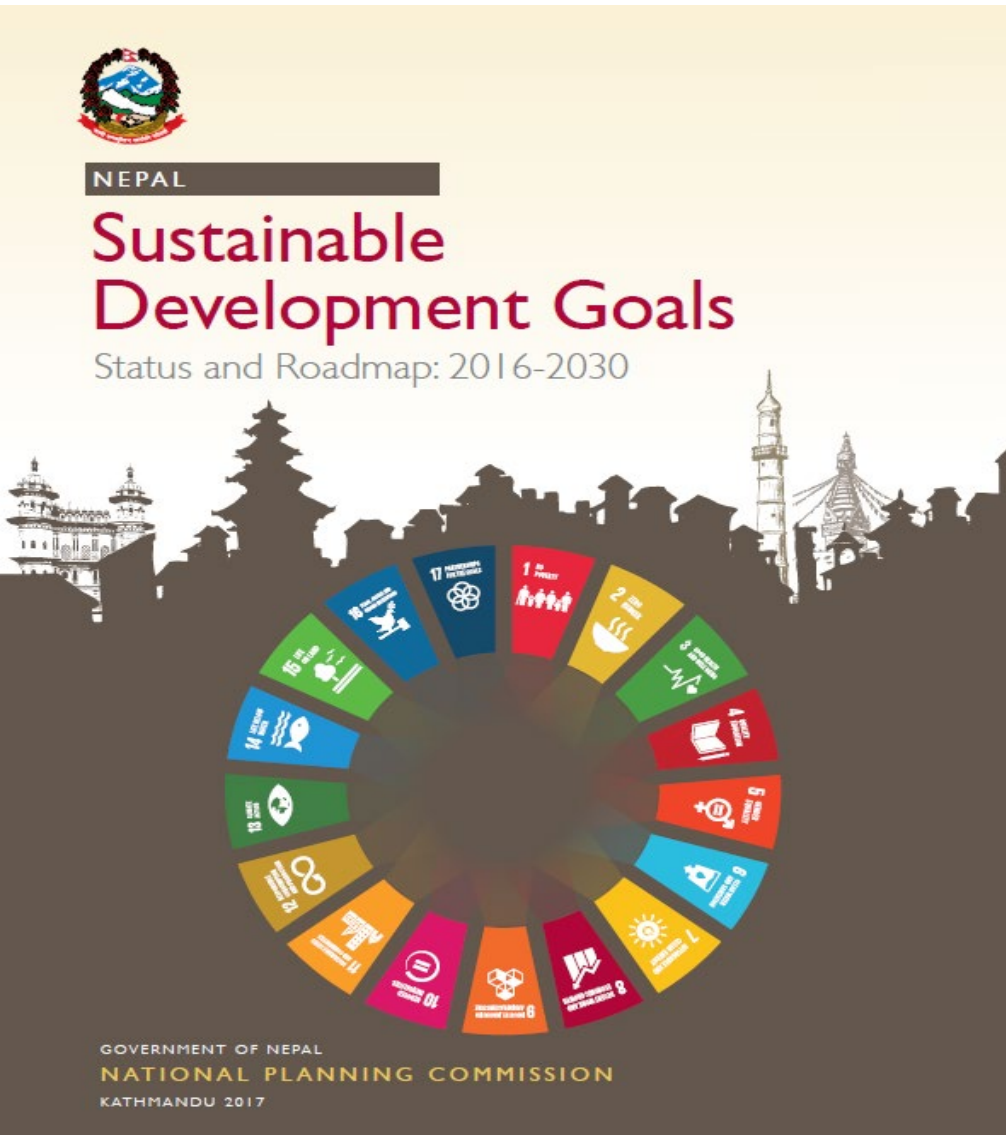
Implementation of SDGs in Nepal



- 14th and 15th Plan's objectives and strategies consistent with SDGs,
- SDGs: Status and Roadmap for 15 years,
- Preparation of SDGs Needs Assessment and Financial Strategy,
- SDGs mainstreaming in in MTEF and Annual Development Program/Budget
- Institutionalization and capacity building in all tier of Government
- Disaggregation of SDG indicators at provincial and local levels,
- Harmonization with UNDAF



Implementation Stages of SDGs





SDGs : Status and Roadmap 2016-2030



Goals	Global Targets	Indicators		
		Global	Local	All
1 No poverty	7	14	14	28
2 Zero Hunger	8	13	17	30
3 Healthy life	13	27	32	59
4 Quality education	10	11	35	46
5 Gender equality	9	14	22	36
6 Water & sanitation	8	11	14	25
7 Clean energy	5	6	9	15
8 Decent work & Economic Growth	12	17	14	31
9 Industry & Infrastructure	8	12	8	20
10 Reduced inequality	10	11	16	27
11 Sustainable Cities	10	15	15	30
12 Responsible Consumption/Production	11	13	10	23
13 Climate Action	5	8	11	19
14 Lives Below Water	10	10	0	10
15 Lives on Land	12	14	17	31
16 Peaceful, justice & strong institutions	12	23	8	31
17 Partnership for sustainable development	19	25	3	28
Total (*Global Indicators, ** National Indicators Excluding Goal 14)	169	232*	245	479**



Major Interventions



S.N.	SDGs	Major Interventions
1	No Poverty	Increase of income, grants for SMEs, social security, mitigation of disasters, food program for work, food grants for the poor, targeted local infrastructure program.
2	Zero Hunger	MSNP, Food and nutrition security, Agriculture education system, Irrigation, Expansion of rural road network, agro-enterprises, use of chemical fertilizers and technology, promotion of sustainable agriculture and agriculture system.
3	Good Health and Well-being	Strengthening of health system, health care services, health insurance plan, health related strategic plans and institutional capacity building across all levels of government.
4	Quality Education	Comprehensive primary/basic education, vocational trainings, literacy and lifelong education, natural disaster risk mitigation, development of youth and sports.
5	Gender Equality	Awareness on sexual and reproductive health, ending all forms of violence against women, encourage political participation of women, women empowerment programs.
6	Clean water and Sanitation	Long term access to clean drinking water, management of water sources, drinking water and sanitation and conduction of sanitation and health programs.



Major Interventions



S.N.	SDGs	Major Interventions
7	Access to clean energy	Production and expansion of electricity, expansion of transmission lines , micro hydro , transmission and distribution system, fair use of energy, promotion of renewable energy
8	Decent work and sustainable economic growth	Promotion of labor intensive sectors agriculture, construction, production, tourism, etc., social security for laborers/employees, safe workplace and development of labor-friendly law employment information system, eradication of child labor , construction of tourism infrastructure and development and expansion of market
9	Industry, innovation and infrastructure	New infrastructures i.e. roads, railway, bridges and airport construction, construction of strategic road network, development of production sectors , development of ICT
10	Reducing inequality	Social Security Program , targeted program , Corporate Social Responsibility , Opportunity without discrimination, progressive tax system , expansion of revenue base
11	Sustainable cities and communities	Construction of safe roads, drinking water and waste management, conservation of cultural heritage, construction of housing for the poor and upgraded housing for squatters, earthquakes and post disaster reconstruction



Major Interventions



S.N.	SDGs	Major Interventions
12	Sustainable Consumption and Production	Fair and sustainable use and management of natural resources, environment-friendly investment, fair use of food.
13	Climate Action	Promoting adaptation capacities , control of harmful gas emissions, production and strengthening of climate statistics, climate friendly technology, strengthening M&E.
14	Life Below Water	Not Relevant
15	Life Above Water	Forests, lakes, water reservoir, biodiversity, conservation of land and glaciers, promotion of community forests, promoting production and use of herbs.
16	Peace, Justice and Strong Institutions	Access to justice, capacity building for corruption alleviation, awareness regarding election, development of statistical system for monitoring of SDGs
17	Partnership for Achieving the Goals	Coordination with public, private, cooperative and development partners, fair policy formulation, emphasis on local participation and resource mobilization.

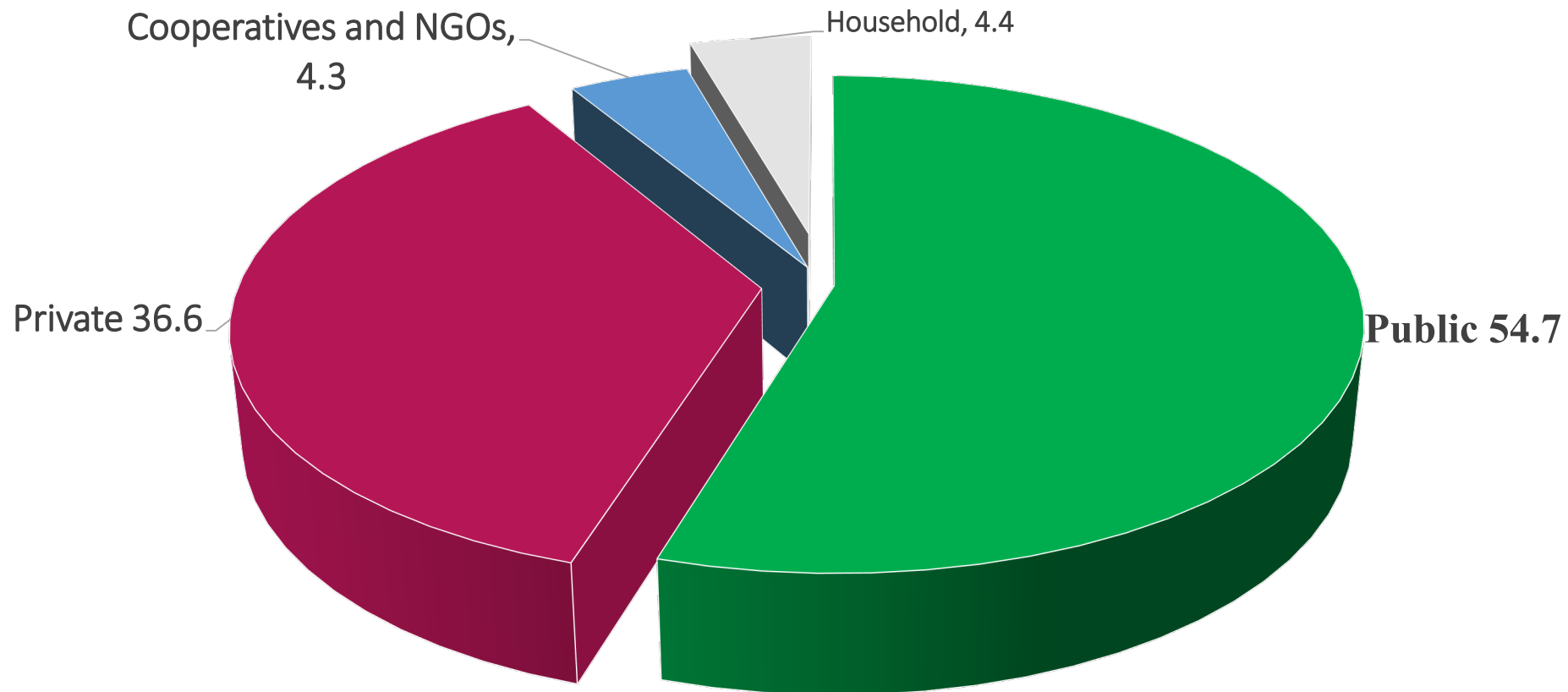


Investment Requirement



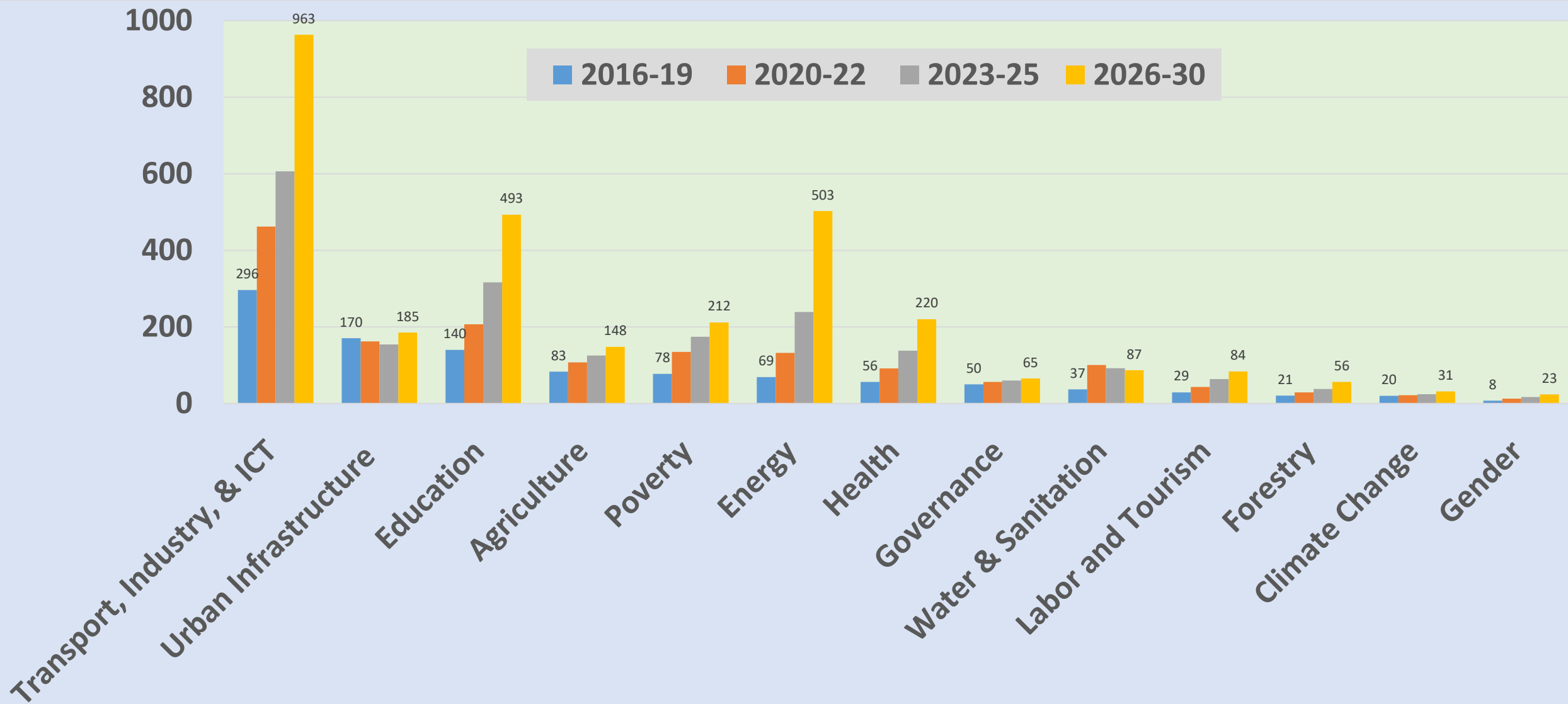
- **Annual Average Resource** estimated during the period is about **NRS 2025 billion**
- There are about **thirteen sectors** that resource need is identified
- Sectoral need for **four milestone period** i.e. 2016-19, 2019-22, 2022-25 and 2026-30
- Yearly estimated average **economic growth 8.67%** and **proportion of revenue in GDP: 27%**
- The Financing need and gap is estimated for **Four different sectors** in different proportion
- **Financing and implementation strategies** are developed accordingly

Investment Requirement



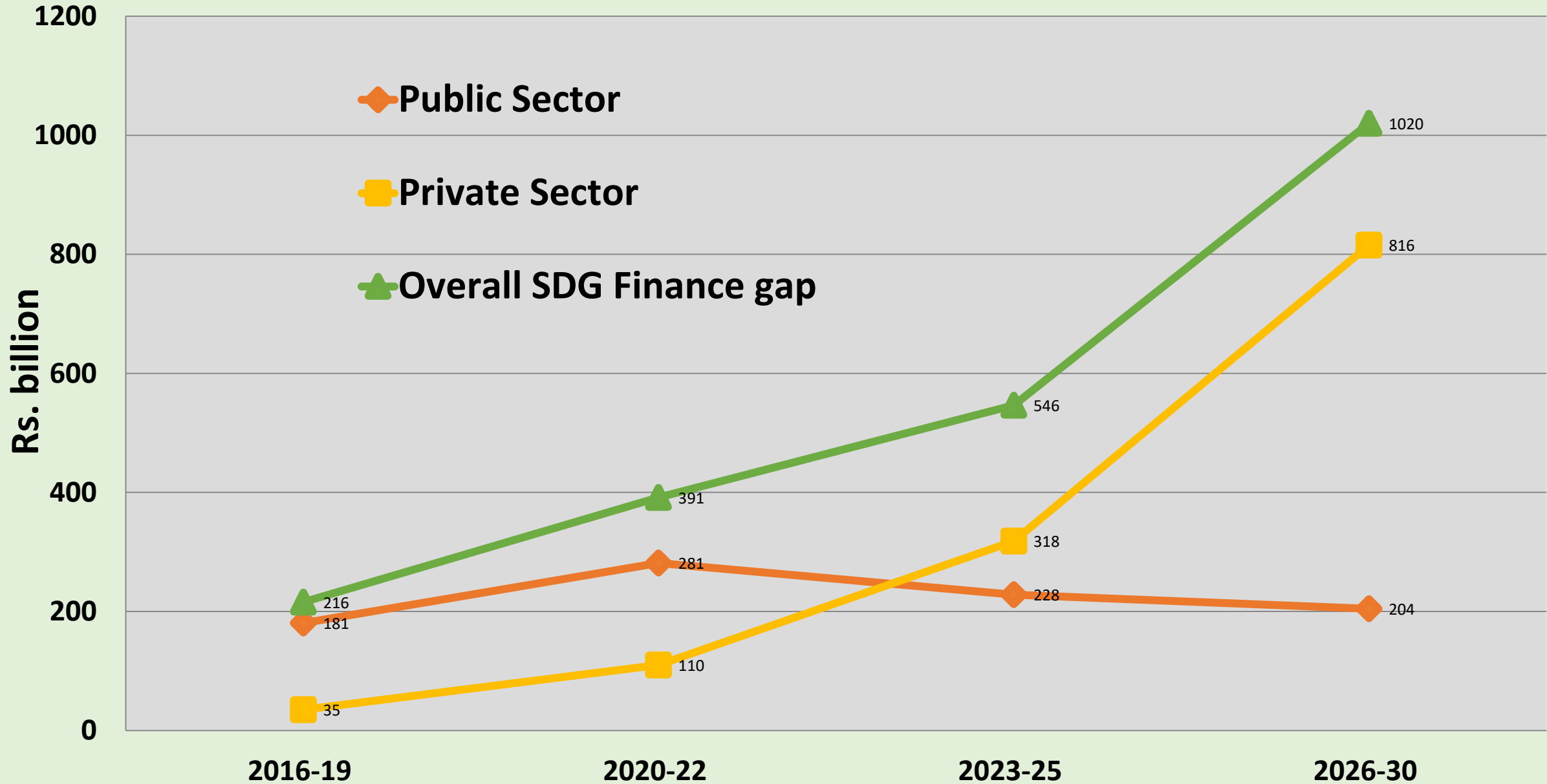


Sector-wise yearly average investment (Rs. Billion)



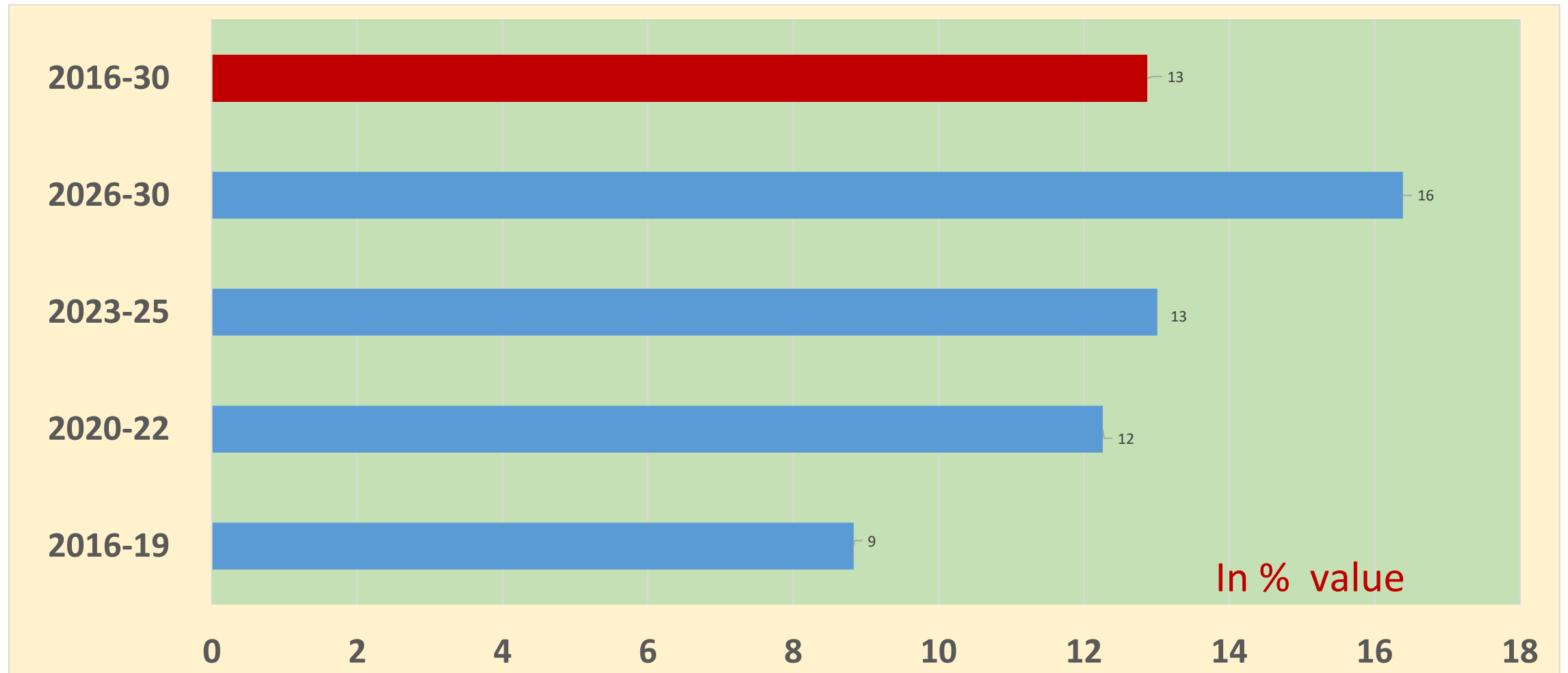


Overall SDGs Financing Gap (Rs. In billion; 2015)





Overall Financing Gap as Percentage of GDP





Mainstreaming SDGs in 15th Periodic Plan



S.N.	Dimensions of SDGs	National Strategies	SDGs
1	Economic	Increase production and productivity	Goal no. 2,7,8,9
		Fast, sustainable and employment generating economic growth	
		Internal and inter-state interdependence and sustainable cities/settlement development	
2	Social	Ensure affordable and quality health and education services	Goal no. 1,3,4,5,10
		Provide complete, sustainable, and productive social security and protection	
		Judicial social mobility	
3	Environmental	Conservation, mobilization and development of natural resources	Goal 13,15
4	Governance	Strengthen public service and federal governance system	Goal no. 16,17

The milestone targets of 60 indicators of 15th plan and 34 indicators of Long Term Vision are aligned with SDGs




Budget estimates and Expenditure Projection for next three years by SDGs

(Rs. In Lakhs)

S.N.	SDGs	Revised estimation of FY 2075/76		Estimation of FY 2076/77		Forecast of FY 2077/78		Forecast of FY 2078/79	
		Amount	%	Amount	%	Amount	%	Amount	%
1	No Poverty	741,637	8.7	986,530	8.9	1,025,870s	9.2	1,067,096	8.9
2	Zero Hunger	482,916	5.7	609,575	5.5	677,702	6.1	739,989	6.2
3	Good Health and Well-being	325,680	3.8	437,249	4.0	482,398	4.3	529,409	4.4
4	Quality Education	493,927	5.8	678,062	6.1	711,324	6.4	744,301	6.2
5	Gender Equality	31,373	0.4	48,623	0.4	53,360	0.5	58,578	0.5
6	Clean Water and Sanitation	245,101	2.9	373,693	3.4	367,052	3.3	377,420	3.2
7	Access to modern and clean energy	735,644	8.6	714,733	6.5	808,557	7.3	928,890	7.8
8	Decent work and inclusive economic growth	153,443	1.8	240,037	2.2	307,403	2.8	316,900	2.7
9	Industry, Innovation and Infrastructure	1,445,691	16.9	2,197,476	19.9	2,628,961	23.6	2,929,889	24.5
10	Reducing inequality	411,865	4.8	645,684	5.8	645,709	5.8	677,985	5.7



Budget estimates ...



S.N.	SDGs	Revised estimation of FY 2075/76		Estimation of FY 2076/77		Forecast of FY 2077/78		Forecast of FY 2078/79	
		Amount	%	Amount	%	Amount	%	Amount	%
11	Sustainable cities and settlement	1,861,383	21.8	2,178,147	19.7	1,342,193	12.1	1,423,923	11.9
12	Sustainable consumption and production	51,535	0.6	70,170	0.6	77,889	0.7	86,456	0.7
13	Climate Action	29,404	0.3	52,126	0.5	55,396	0.5	58,880	0.5
14	Life below Water	-	-	-	-	-	-	-	-
15	Life on Land	142,705	1.7	158,501	1.4	166,329	1.5	174,574	1.5
16	Peace, justice and strong institutions	1,320,887	15.5	1,594,798	14.4	1,709,369	15.4	1,743,348	14.6
17	Partnership for Sustainable Development	59,656	0.7	72,189	0.7	75,087	0.7	77,579	0.6
	Total	8,532,847	100	11,057,593	100	11,134,598	100	11,935,218	100
	Uncategorized	3,550,829	-	4,272,078	-	6,456,098	-	8,593,662	-
	Grand Total	12,083,676	-	15,329,671	-	17,590,696	-	20,528,880	-



Initiatives

- Developing **National Data Profile System** under Central Bureau of Statistics,
- Produce SDG indicators at Provinces and Local level to **assist policy decisions**,
- **Availability of disaggregated** on Census and Geospatial Data for SNGs,
- An **online portal on NPC website**, open to public
- **Intra-government** MIS data sharing practices.



Challenges



- Policy reform, mainstreaming and Localization of SDGs- Plan, MTEF and Budget,
- **Weak database** : Lack of disaggregated data in provincial and local levels,
- **Financial gap**: To fill the gap of the SDGs Financing,
- **Coordination**: Horizontal and Vertical coordination ,
- Access to **technology, capacity building and good governance**
- **Landlocked, climate change and other natural disasters**
- **LDC graduation**: meaningfully, smoothly, sustainably and irreversibly.



Step Ahead



- **Mainstreaming Planning and Budgeting System:** Periodic Plan, MTEF and ADP,
- **Double Digit growth with Human face- Prosperous Nepal and Happy Nepali**
- **Localization of SDGs:** in the provincial and local levels,
- **Institutional Strengthening** and Capacity Development at provincial and local Level
- **Economic Reform Package:** Implementation of financial strategy and fulling the gap funding
- **National Statistical System:** NDP, NSDS, Legal and Institutional Reform
- **Capacity building, Monitoring and Evaluations:** Progress Reports and Review.



Thank you

