

INTERNATIONAL MAYORS FORUM, 25-28 APRIL 2023

## **SDG MONITORING AND EVALUATION TOOLS TO ACCELERATE ACTIONS AT LOCAL**

Nana Urakami Inaguma  
United Nations Centre for Regional Development (UNCRD)



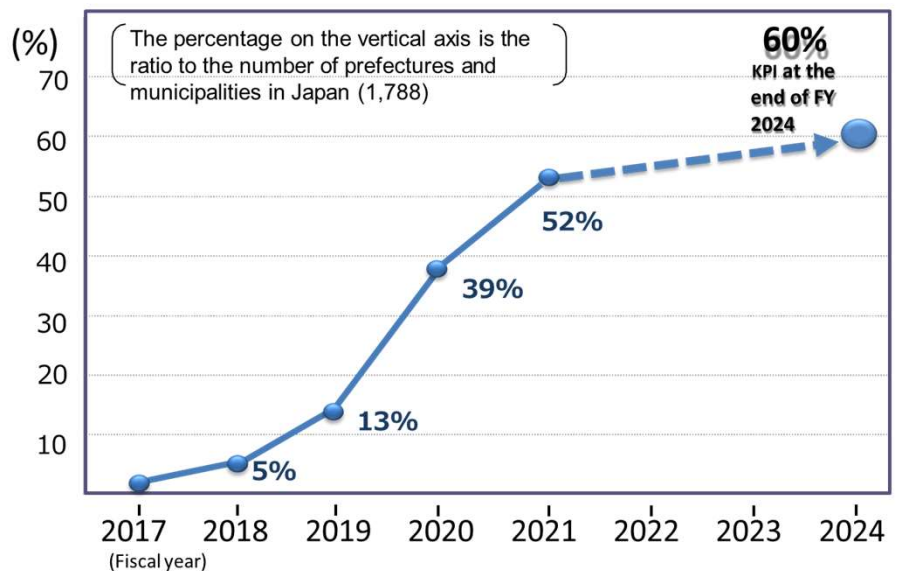
## “SDGs Future City” in Japan

- Each year since 2018, the Government of Japan has designated about 30 local and regional governments (LRGs) as “SDGs Future Cities” based on their efforts to integrate the SDGs into their policies.

→→155 SDGs Future Cities in Japan

- When a local government submits their proposal, they are asked to identify their priority goals and targets of the SDGs, and to set local indicators at the municipal level.

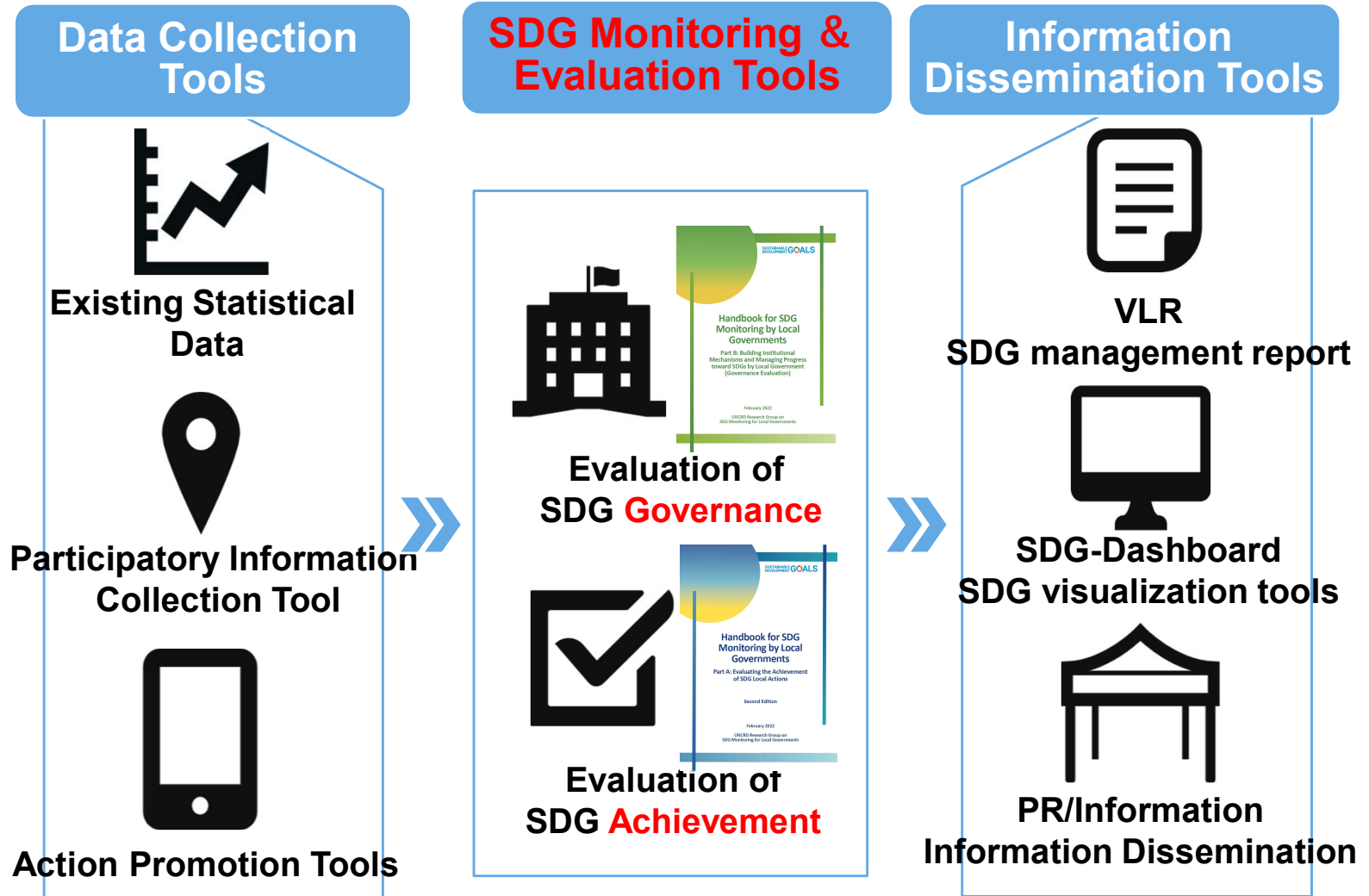
- The ratio of Japanese LRGs which is working on the promotion of SDGs” is 52% in 2021.



Source: Cabinet Office, Government of Japan

UNCRD has developed the package of SDG monitoring & evaluation with

- Nagoya City
- Toyota City
- Private Sector



# 1. Governance Evaluation

- Consisting of four steps which are necessary to initiate and implement the SDGs

- Setting “quantitative” indicators that can be extracted from various plans, council minutes, etc. so that data can be collected by all local governments

## 1. Institutional Mechanisms

- Leadership of Mayor
- Responsible departments and personnel
- Industry-academia-government-citizens collaboration
- Interest of local councilors

## 2. Goal setting

- Policy and plans about SDGs
- Reflection of SDGs in existing plans
- Setting numerical targets
- Perspective of inclusiveness

## 3. Monitoring

- Data collection
- Participation in external accreditation system
- Dissemination of information to citizens
- Dissemination of information domestically and internationally

## 4. Partnership

- Citizens' understanding of SDGs
- Corporate partnership
- Partnership with universities and other activity groups
- International partnership

SDG governance evaluation results in Nagoya City and Toyota City (2019)

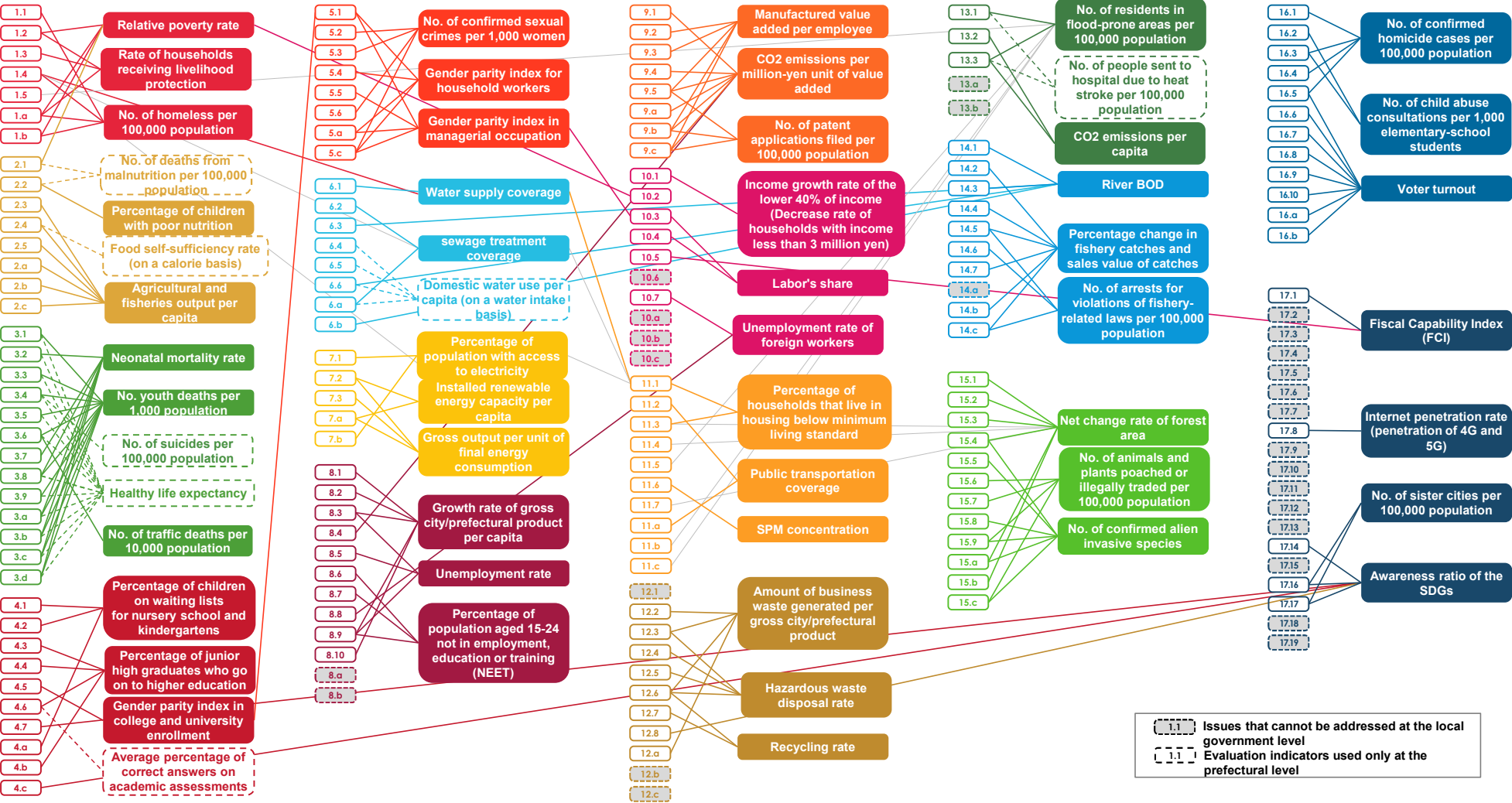
Sub-category		Indicators	Nagoya City	Toyota City	Source/Note
1. Institutional Mechanisms	Leadership of Mayor	Number of mayor's mention of SDGs in her/his statements	2 times	4 times	City website: information on city administration
	Responsible departments and personnel	Existence of SDG department and number of personnel	3 persons	2 persons	SDGs Future City Plan
	Collaboration between industry, government, academia and citizens	Number of platforms and consortia for collaboration on SDGs	8 platforms/consortia	6 platforms/consortia	SDGs Future City Plan
	Level of interest of city councilors	Number of parliamentary questions regarding SDGs	11 questions	11 questions	City council meeting minutes
2. Goal Setting	Policy and plans regarding SDGs	Existence of basic policies/plans and number of goals to be addressed	7 Goals	10 Goals	SDGs Future City Plan
	Positioning of SDGs in existing plans	Reflection of SDGs in comprehensive city plan	Yes	Yes	Comprehensive Plan
	Setting numerical targets related to SDGs	Number of numerical targets which correspond to each SDG goal	36 indicators in SDGs Future City Plan	24 indicators in SDGs Future City Plan	SDGs Future City Plan
	"No one will be left behind"	Number of parliamentary questions regarding policy measures for vulnerable groups	722 questions	1,534 questions	City council meeting minutes
3. Monitoring	Data Collection for SDGs indicators	Number of open data provided	5001~1000	101~500	CIO Portal: questionnaire on open data initiatives in Mar 2019
	Participation in external accreditation	Number of participation in external accreditation	1	1	Japan Accreditation Board
	Dissemination of information to citizens	Number of seminars held for citizens and participants	6 seminars with 344 participants	2 seminars with 1,000 participants	City website: city documents
	Dissemination of information domestically and internationally	Number of press releases on SDGs	3 press releases	5 press releases	City website: press releases
4. Partnership	Citizens' understanding and penetration	Citizens' awareness proposition of SDGs	18.2%	45.5%	Citizens' survey results on awareness
	Corporate Partnership	Number of corporate partnerships for SDGs	23 partnerships	126 partnerships	SDGs Future City Plan and city website
	Partnerships with universities and activity groups	Number of activity groups/organizations collaborating on SDGs	9 groups/organizations	45 groups/organizations	SDGs Future City Plan and city website
	International partnership	Number of international organizations, institutions, sister cities collaborating on SDGs	14 organizations/sister cities	9 organizations/sister cities	SDGs Future City Plan and city website

## 2. Achievement Evaluation

### How to select indicators to measure the degree of **SDG achievement**

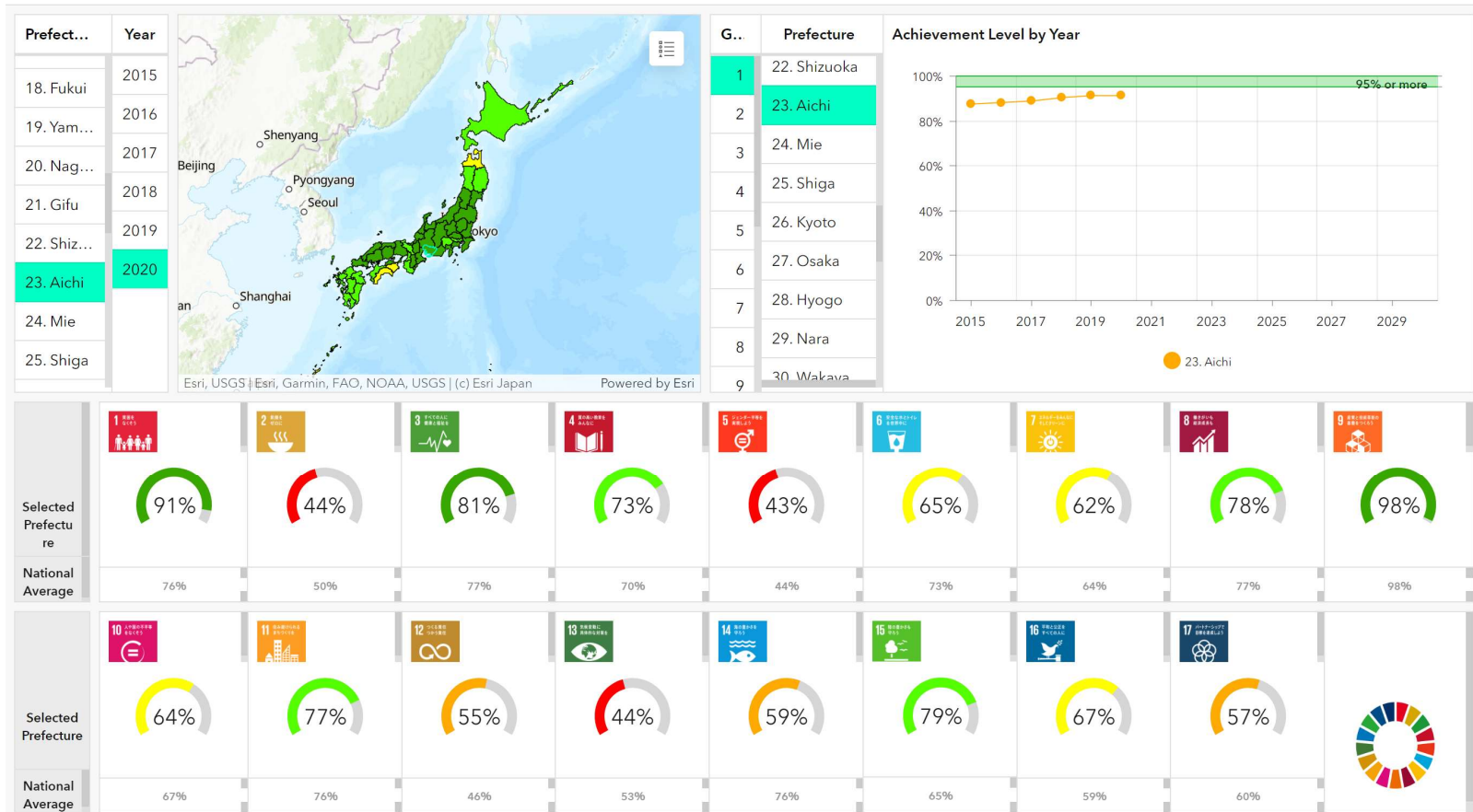


# Relationship between indicators and targets



## 2. Achievement Evaluation **Result** (2020) and **Visualization** - **SDGs Dashboard** (Case of Aichi Prefecture)

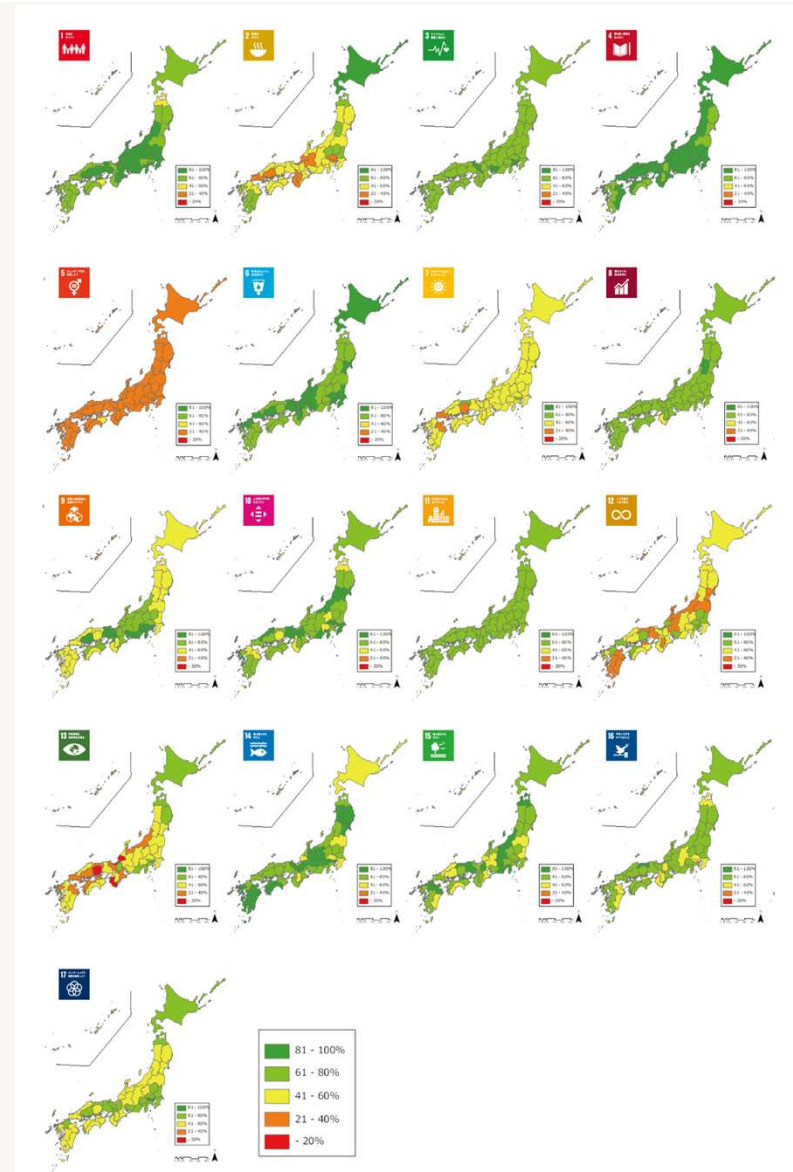
 Achievement Level by Goal (Prefectural Version)





### 3. Linkage between the achievement evaluation results at the national and local levels

By combining all the results of monitoring at the prefectural level, what was not visible in the usual national-level monitoring analysis can be visible!



## Data Collection Tools



Existing Statistical Data



Participatory Information Collection Tool



Action Promotion Tools



## SDG Monitoring & Evaluation Tools



Evaluation of SDGs Governance



Evaluation of SDGs Achievement



## Information Dissemination and Sharing Tools



**VLR**

SDG management report




**SDG Dashboard**

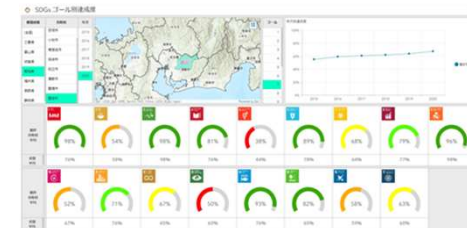
SDG visualization tools



PR/Information Information Dissemination



Toyota City **VLR** (2022)





**Dashboards** for Local SDG Achievement of 47 prefectures in Japan & 19 municipalities in Chubu region, Japan

## 4. Conclusion

- Understanding what strengths and weaknesses, challenges and strengths each city has in terms of the SDGs will help them to develop a better understanding of where they stand and the challenges they face.
- Analyzing the SDG monitoring & evaluation results in more detail can contribute to data-based strategy-making and city planning.
- By sharing the results with local communities, new collaborations and innovations can be created through public-private partnerships, involving various stakeholders.
- We are approaching the turn of the century toward the year 2030. It is important to know where we stand today and to be aware of the distance to the goal in order to accelerate our efforts in the future!

**THANK YOU!**

## SDG Monitoring Handbooks: Part A, B and C

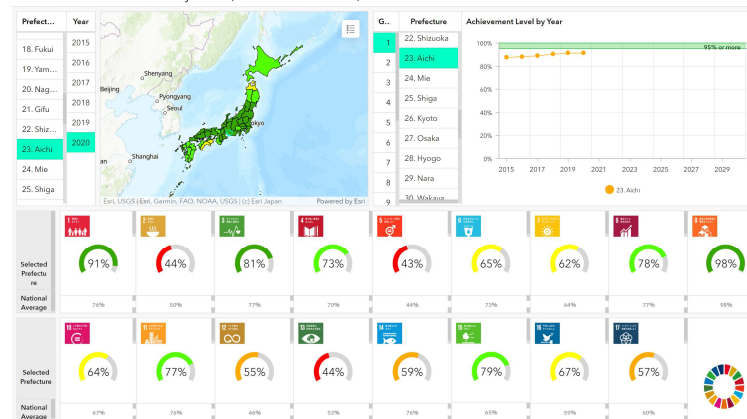


Now Working on

**Handbook for SDG  
Monitoring by Local  
Governments**

**Part C: Information  
Dissemination**

Achievement Level by Goal (Prefectural Version)



<https://uncrd.un.org/content/irdp-sdg-monitoring>