


Equal Measures 2030

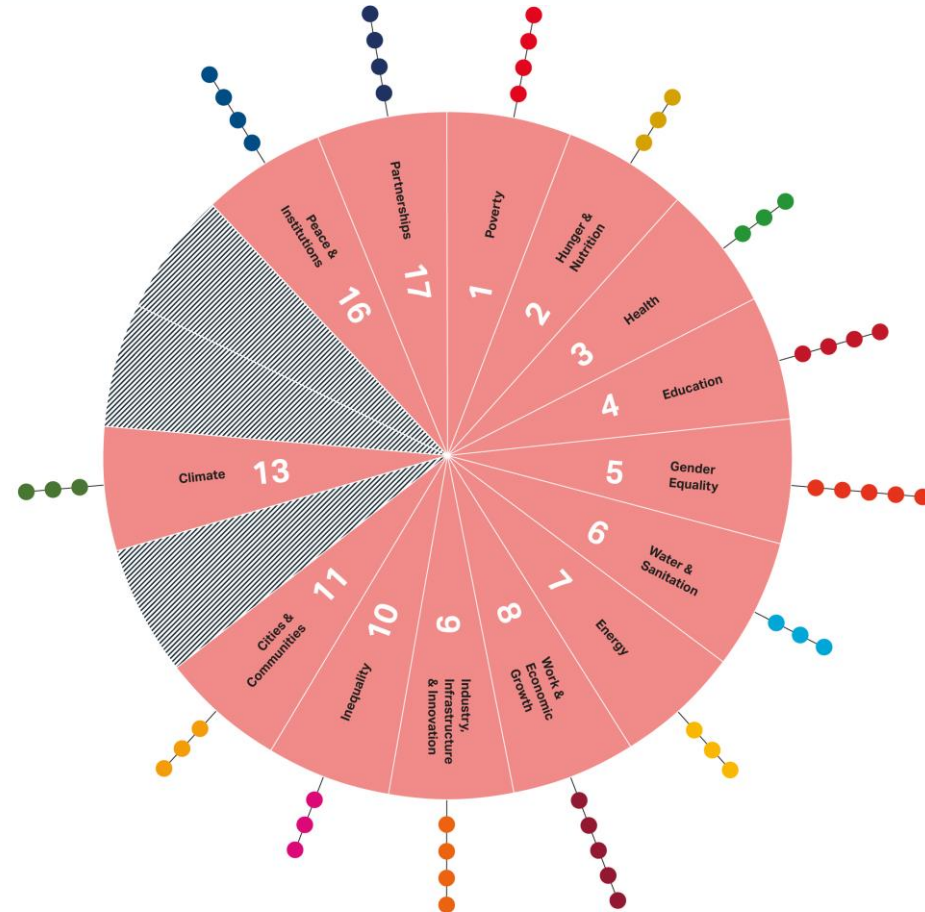
Amanda Austin
Head of Policy and Advocacy
@Equal2030
@AmandaRrae
Oct 2020

 **EQUAL
MEASURES
2030**

GENDER EQUALITY. DATA. GLOBAL GOALS.

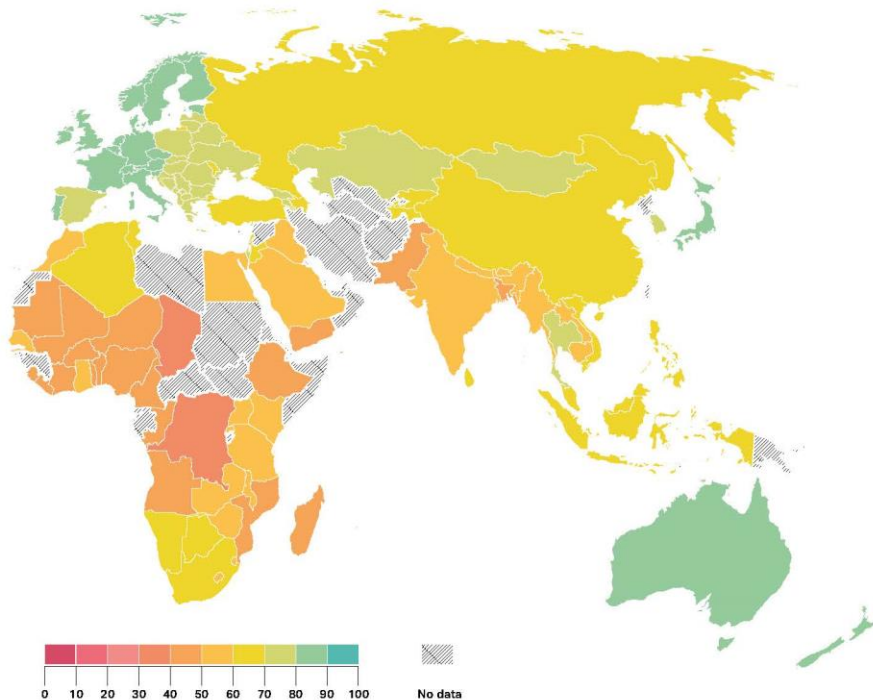
The SDG Gender Index

A tool by advocates, for advocates



data.em2030.org

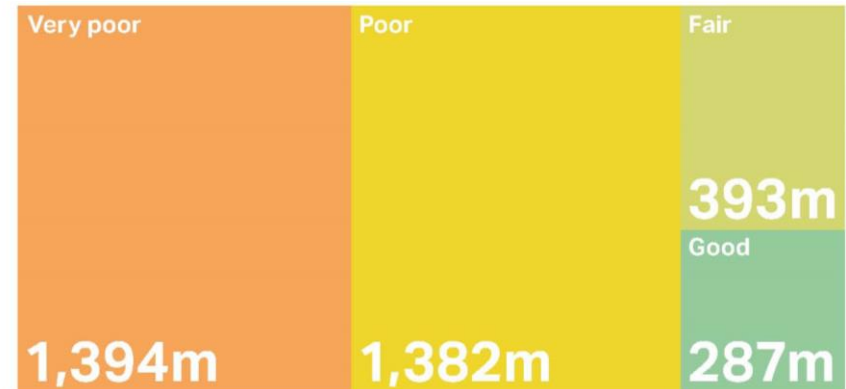
**EQUAL
MEASURES
2030**



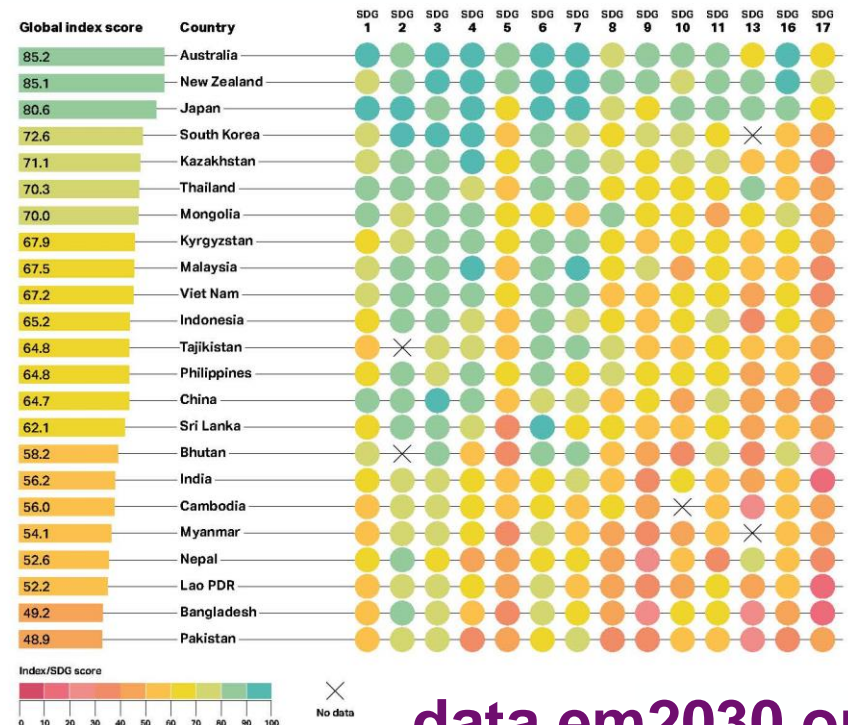
67	Tunisia	66.0	89	Guatemala	58.3	111	Côte d'Ivoire	48.9
68	Bolivia	65.3	90	Bhutan	58.2	112	Angola	48.9
69	Indonesia	65.2	91	Rwanda	58.1	113	Pakistan	48.9
70	Turkey	65.2	92	Saudi Arabia	57.4	114	Mozambique	48.8
71	South Africa	64.9	93	Eswatini	57.1	115	Togo	48.6
72	Tajikistan	64.8	94	Ghana	56.6	116	Burkina Faso	48.6
73	Philippines	64.8	95	India	56.2	117	Ethiopia	48.3
74	China	64.7	96	Cambodia	56.0	118	Cameroon	47.9
75	Namibia	64.5	97	Kenya	55.1	119	Madagascar	47.7
76	Dominican Republic	62.8	98	Myanmar	54.1	120	Sierra Leone	47.6
77	Brazil	62.8	99	Lesotho	53.7	121	Liberia	47.3
78	El Salvador	62.7	100	Zimbabwe	53.7	122	Nigeria	46.1
79	Belize	62.6	101	Tanzania UR	53.5	123	Mali	46.0
80	Sri Lanka	62.1	102	Nepal	52.6	124	Mauritania	45.0
81	Honduras	61.8	103	Iraq	52.3	125	Niger	44.9
82	Venezuela	61.4	104	Senegal	52.2	126	Yemen	44.7
83	Botswana	60.9	105	Lao PDR	52.2	127	Congo	44.0
84	Nicaragua	60.4	106	Malawi	51.8	128	DR Congo	38.2
85	Jordan	60.4	107	Uganda	50.6	129	Chad	33.4
86	Lebanon	60.2	108	Zambia	50.1			
87	Egypt	59.7	109	Benin	49.9			
88	Morocco	59.3	110	Bangladesh	49.2			

Source: Equal Measures 2030, 2019

2019 SDG Gender Index



Source: Equal Measures 2030, 2019



data.em2030.org

Bending the Curve

- The *Bending the Curve* analysis looks at the pace and nature of change: are countries moving towards greater equality or in the wrong direction?
- The briefing uses a set of five indicators drawn from the SDG Gender Index to tell a meaningful story about the broader state of gender equality from the past to today, and projects trends on those five issues to 2030.

**Bending the Curve
Towards Gender
Equality by 2030**

Bending the Curve

Global findings

Issue



Family planning



Girls' secondary
school
completion



Women in
government
ministerial roles



Workplace
gender equality
laws



Women's
perceptions of
safety in public
spaces

Relevant SDG

SDG 3

SDG 4

SDG 5

SDG 8

SDG 16

Year the global
average* would
meet the target,
at current rate
of progress

2066

2063

2066

2051

2179

Year the global
average* would
meet the target,
if all countries
matched
fast movers

2028

2028

2022

2025

2032

Acceleration
needed to meet
target by 2030

3x

3x

2x

2x

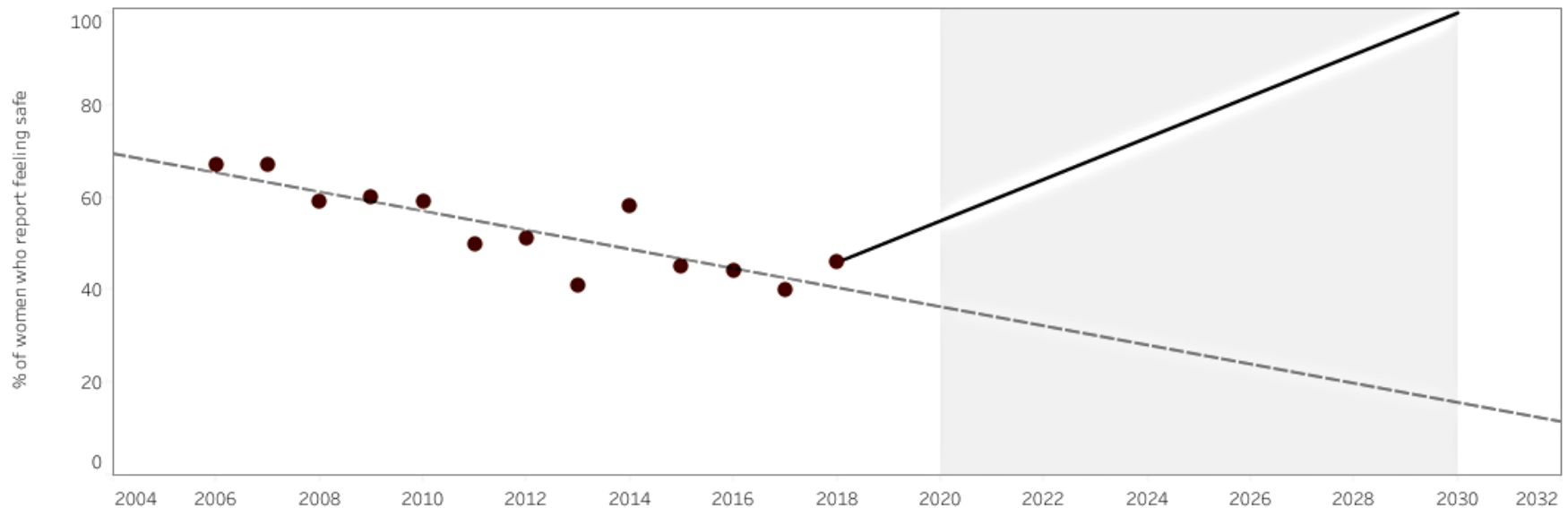
13x

Bending the Curve

Senegal: Women's perception of their safety in public places

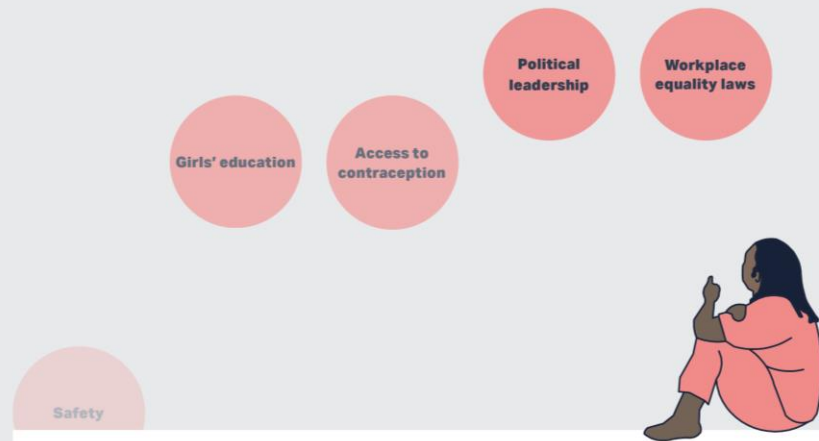
The proportion (%) of women aged 15+ years who report that they "feel safe walking alone at night in the city or area where you live." (Target=100%).

Sources: Gallup, EM2030 calculations



1 Even before COVID-19, global progress on gender equality was far too slow.

2030 targets



2 The pandemic has exposed economic discrimination against women.




Impact of COVID-19

- Progress was already too slow on gender equality, and COVID-19 is exacerbating this trend
- Many countries risk undermining progress made or even backsliding if the rights of girls and women are not prioritised
- The pandemic poses problems for gender data collection: without accurate data on the impact of the crisis on girls and women, response and recovery plans are gender blind



Photo: Fauzan Ijazah, Plan International





@Equal2030



@Equal2030



info@equalmeasures2030.org



Sign up for our newsletter



equalmeasures2030.org



data.em2030.org




 **EQUAL
MEASURES
2030**

Photo: Paula Bronstein, Getty Images