



United Nations
Climate Change

BTR 1 preparation & submission updates, including challenges & support available

Tomoyuki AIZAWA

System & Tool unit, Transparency Division

16 July 2025

#Together4Transparency

A horizontal bar composed of several colored segments: teal, yellow, orange, light blue, purple, green, and red.



United Nations
Climate Change



COP28UAE

Outline of this presentation

1. Overview of PA and ETF
2. BTR reporting
3. ETF reporting tools
4. Challenge and support available

#Together4Transparency

1. Overview of PA and ETF

NDC, ETF and GST under the Paris Agreement

Submission of NDC3.0 is a priority


Implementation



Preparation and communication



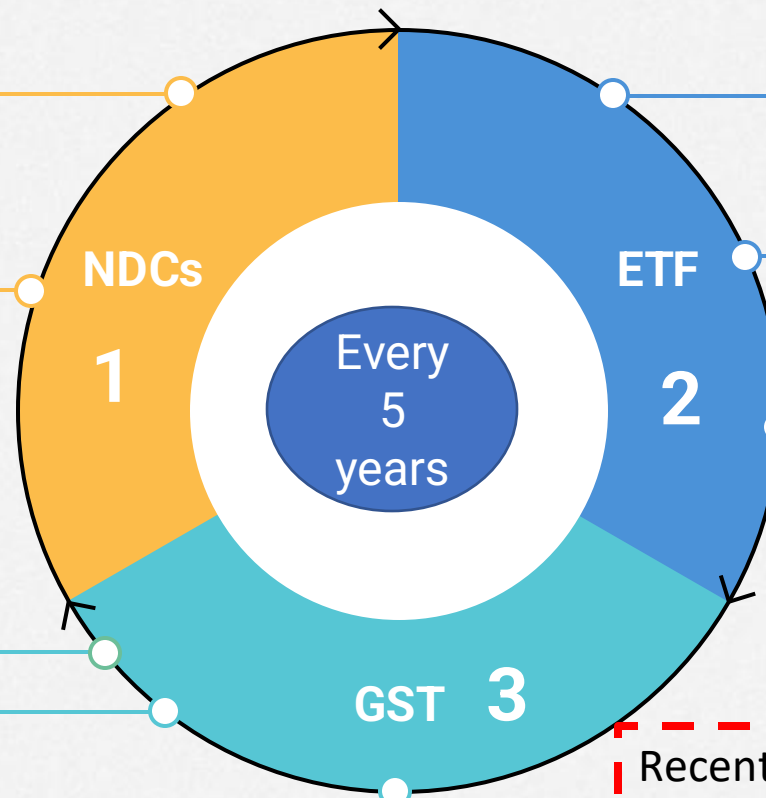
Consideration of outputs



Technical assessment




Information collection




Submission of first BTRs by Dec 2024

Tracking progress



Reporting (BTRs)



Review and FMCP

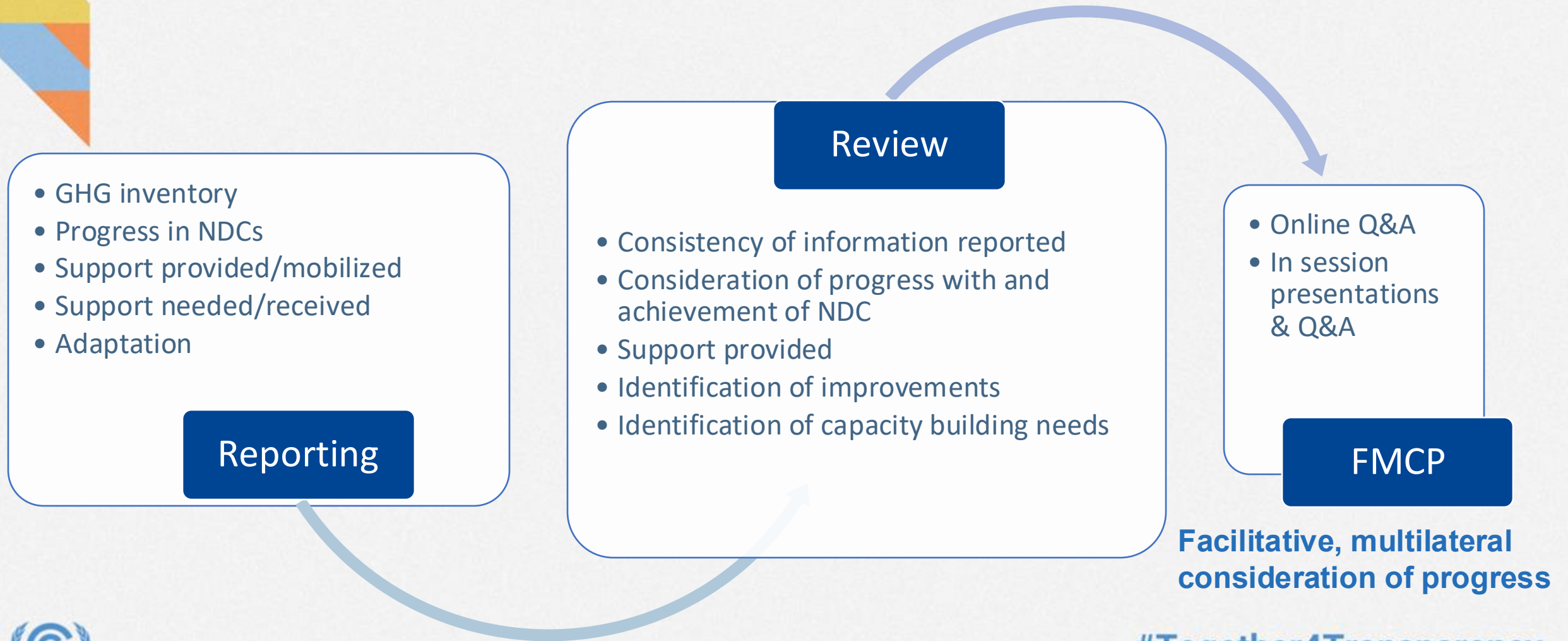


Recently concluded 1st GST at COP28 - enhance NDCs to be submitted in 2025



#Together4Transparency

Architecture of ETF

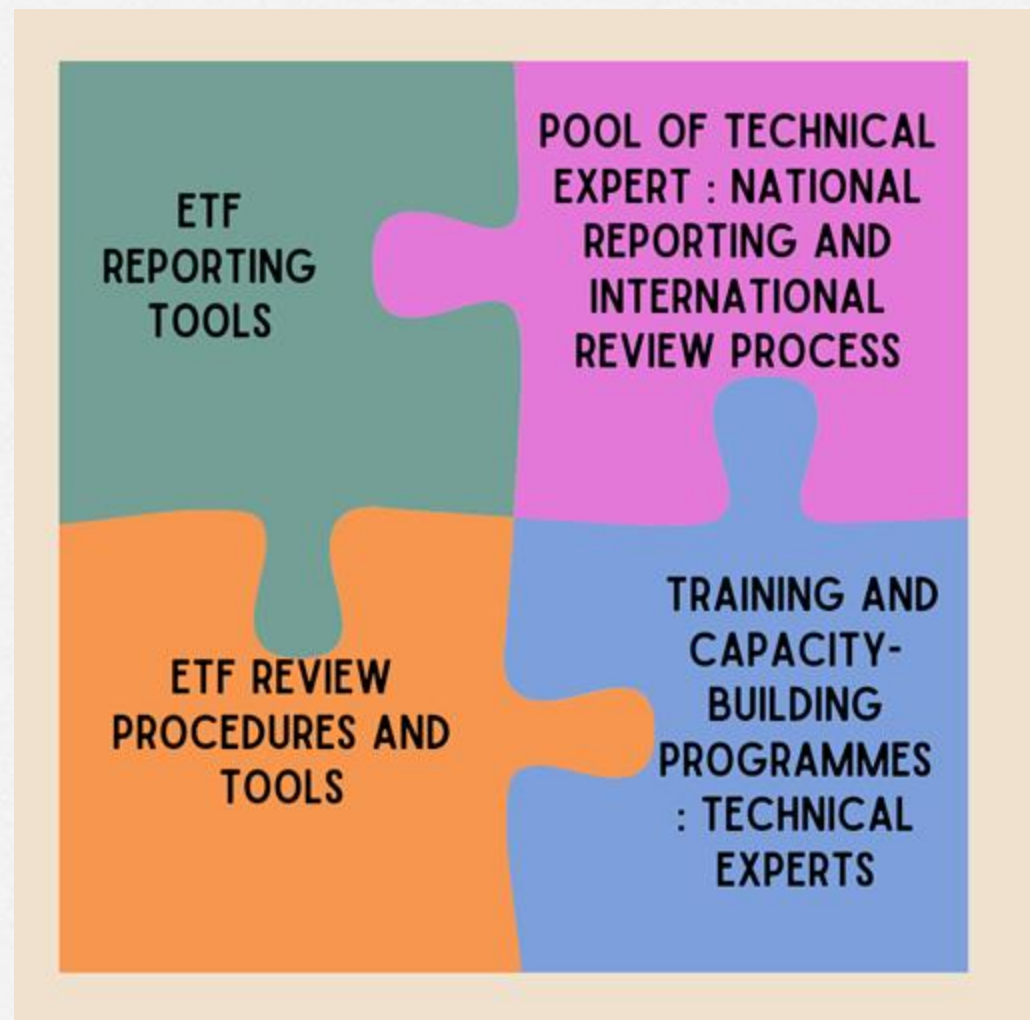


#Together4Transparency

Building blocks for ETF implementation/transition

Facilitates the submission of information by Parties in a user-friendly and efficient manner

Facilitates the effective and efficient review of submitted information



Enhances sustainability, boosts effectiveness, and increases efficiency in both national reporting and the international review process

Enhance the skills and knowledge of technical experts to report and review information in a manner that is both efficient and effective



#Together4Transparency

Benefits of Enhanced Transparency Framework

Political acceptance gained




Policy planning informed




Access to support improved



Capacity built



Awareness raised



Nationally



Internationally



Trust built



International obligations met



Ambition enhancement supported



Support prioritized



#Together4Transparency



2. BTR reporting

Overview of reporting requirements

All Parties *shall*

- » **National inventory report of GHG emissions** (Article 13, para. 7(a)), which consists of a national inventory document (NID) and common reporting tables (CRT)
- » **Progress made in implementing and achieving the NDC** (Article 13, para. 7(b)), which shall be reported in a narrative and common tabular format (CTF)

All Parties *should, as appropriate*

- » **Climate change impacts and adaptation** (Article 13, para. 8)

Developed country Parties *shall* and other Parties that provide support *should*

- » **Financial, technology transfer and capacity-building support provided to developing country Parties** under Articles 9–11 (Article 13, para. 9), to be reported in textual and/or common tabular format (CTF)

Developing country Parties *should*

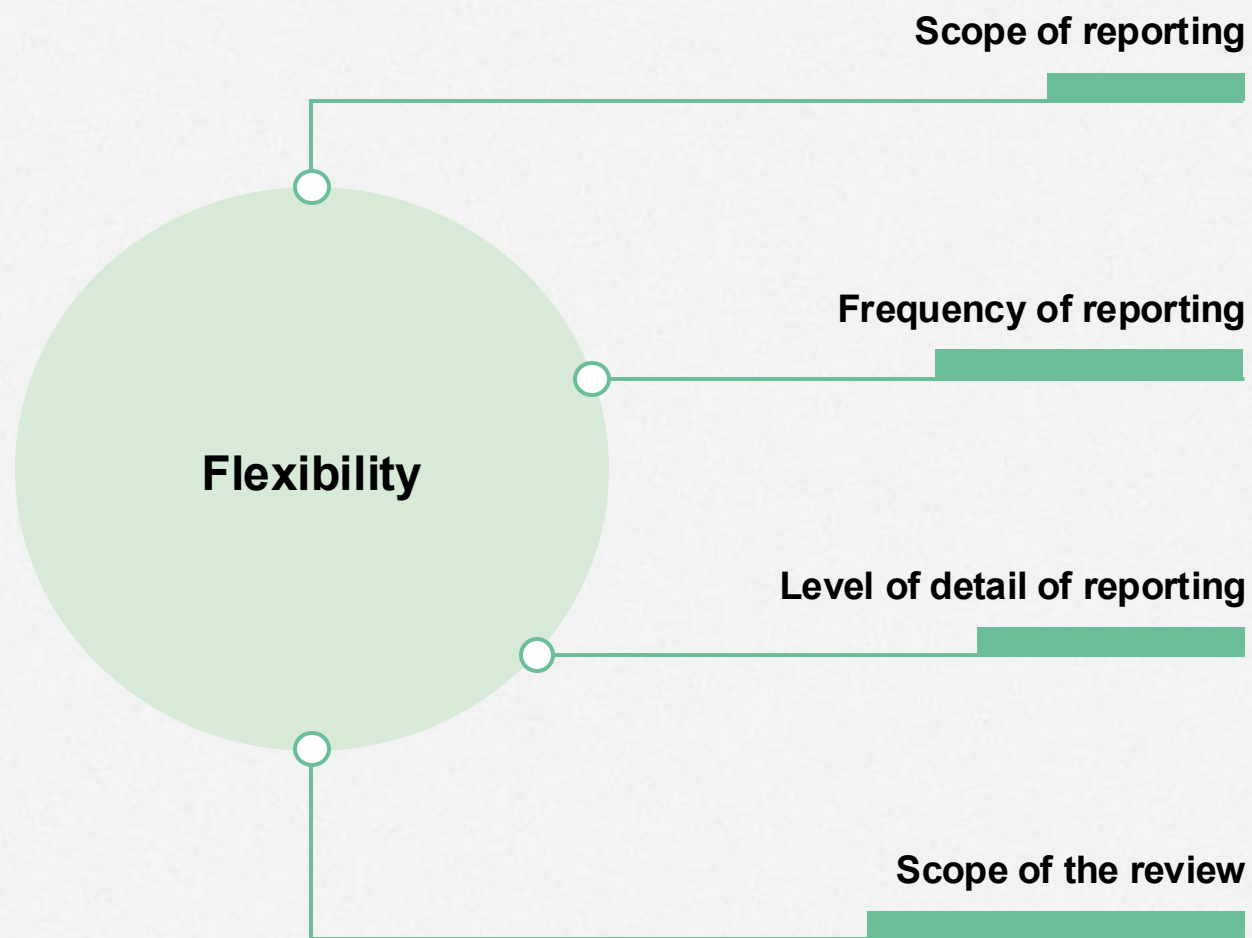
- » **Financial, technology transfer and capacity-building support needed and received** under Articles 9–11 (Article 13, para. 10), to be reported in textual and/or common tabular format (CTF)

+

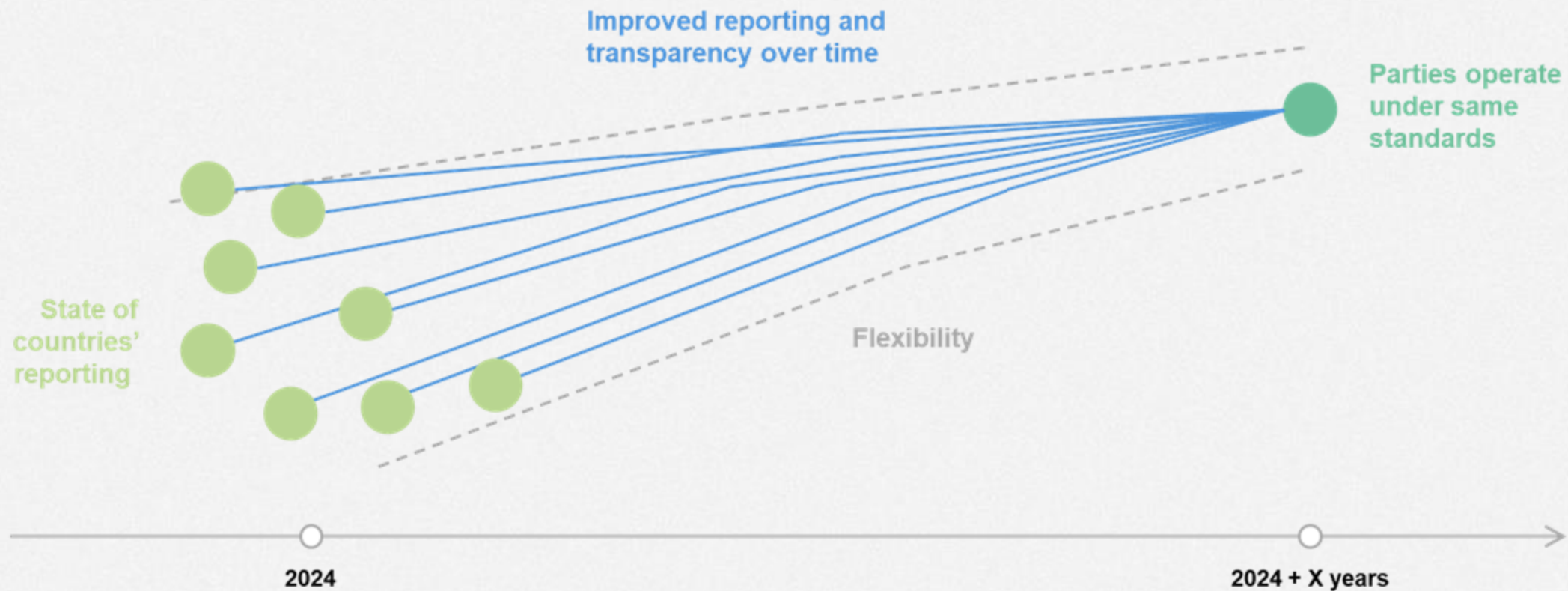


#Together4Transparency

Flexibility to those developing country Parties that need it in the light of their capacities



Flexibility and continuous improvement over time



#Together4Transparency

Common reporting tables for the electronic reporting of the national inventory report of anthropogenic emissions by sources and removals by sinks of greenhouse gases (5/CMA.3, Annex I)

Sheet 1 of 1

Table 5.C.1. Sectoral background data for waste: Incineration and open burning of waste (Sheet 1 of 1)

Greenhouse gas source and sink category	CO ₂	CH ₄	N ₂ O	HFC	PFC	Perfluorinated ether (PFGE)	Other	Total
5.C.1. Waste incineration and open burning								
5.C.1.a. Biogenic waste								
5.C.1.a.i. Municipal solid waste								
5.C.1.a.ii. Other biogenic waste								
5.C.1.b. Non-biogenic waste								
5.C.1.b.i. Industrial solid waste								
5.C.1.b.ii. Other non-biogenic waste								
5.C.1.c. Landfill gas								
5.C.1.d. Other								
5.C.1.e. Other								
5.C.1.f. Other								
5.C.1.g. Other								
5.C.1.h. Other								
5.C.1.i. Other								
5.C.1.j. Other								
5.C.1.k. Other								
5.C.1.l. Other								
5.C.1.m. Other								
5.C.1.n. Other								
5.C.1.o. Other								
5.C.1.p. Other								
5.C.1.q. Other								
5.C.1.r. Other								
5.C.1.s. Other								
5.C.1.t. Other								
5.C.1.u. Other								
5.C.1.v. Other								
5.C.1.w. Other								
5.C.1.x. Other								
5.C.1.y. Other								
5.C.1.z. Other								

TABLE 5.C. SECTORAL BACKGROUND DATA FOR WASTE
Incineration and open burning of waste
(Sheet 1 of 1)

Back to Index

GREENHOUSE GAS SOURCE AND SINK CATEGORY	ACTIVITY DATA Amount of wastes (incinerated/open burned) (kt wet weight)	IMPLIED EMISSION FACTOR (kg/t waste)			EMISSIONS (kt)		
		CO ₂	CH ₄	N ₂ O	CO ₂	CH ₄	N ₂ O
5.C.1. Waste Incineration							
5.C.1.a. Biogenic							
5.C.1.a.i. Municipal solid waste							
5.C.1.a.ii. Other biogenic waste							
5.C.1.b. Non-biogenic							
5.C.1.b.i. Industrial solid waste							
5.C.1.b.ii. Other non-biogenic waste							
5.C.1.c. Landfill gas							
5.C.1.d. Other							
5.C.1.e. Other							
5.C.1.f. Other							
5.C.1.g. Other							
5.C.1.h. Other							
5.C.1.i. Other							
5.C.1.j. Other							
5.C.1.k. Other							
5.C.1.l. Other							
5.C.1.m. Other							
5.C.1.n. Other							
5.C.1.o. Other							
5.C.1.p. Other							
5.C.1.q. Other							
5.C.1.r. Other							
5.C.1.s. Other							
5.C.1.t. Other							
5.C.1.u. Other							
5.C.1.v. Other							
5.C.1.w. Other							
5.C.1.x. Other							
5.C.1.y. Other							
5.C.1.z. Other							



Common tabular formats for the electronic reporting of the information necessary to track progress made in implementing and achieving nationally determined contributions under Article 4 of the Paris Agreement (5/CMA.3, Annex II)

Annex II*

Common tabular formats for the electronic reporting of the information necessary to track progress made in implementing and achieving nationally determined contributions under Article 4 of the Paris Agreement

1. Structured summary: Description of selected indicators

Indicator(s) selected to track progress ^a	Description
--	-------------

(Indicator)

Information for the reference point(s), level(s), baseline(s), base year(s) or starting point(s), as appropriate^b

Updates in accordance with any recalculation of the GHG inventory, as appropriate^b

Relation to NDC^c

Notes: (1) Pursuant to para. 79 of the MPGs, each Party shall report the information referred to in paras. 65–78 of the MPGs in a narrative and common tabular format, as applicable. (2) A Party may amend the reporting format (e.g. Excel file) to remove specific rows in this table if the information to be provided in those rows is not applicable to the Party's NDC under Article 4 of the Paris Agreement, in accordance with the MPGs. (3) The Party could add rows for each additional selected indicator and related information.

^a Each Party shall identify the indicator(s) that it has selected to track progress of its NDC (para. 65 of the MPGs).

^b Each Party shall provide the information for each selected indicator for the reference point(s), level(s), baseline(s), base year(s) or starting point(s), and shall update the information in accordance with any recalculation of the GHG inventory, as appropriate (para. 67 of the MPGs).

^c Each Party shall describe for each indicator identified how it is related to its NDC (para. 76(a) of the MPGs).

Custom footnotes:

Common tabular formats for the electronic reporting of the information necessary to track progress made in implementing and achieving nationally determined contributions under Article 4 of the Paris Agreement

Description of selected indicators

Indicator(s)	Description
--------------	-------------

Reference point(s), level(s), baseline(s), base year(s) or starting point(s), as appropriate^b

Updates in accordance with any recalculation of the GHG inventory, as appropriate^b

Notes: (1) Pursuant to para. 79 of the MPGs, each Party shall report the information referred to in paras. 65–78 of the MPGs in a narrative and common tabular format, as applicable. (2) A Party may amend the reporting format (e.g. Excel file) to remove specific rows in this table if the information to be provided in those rows is not applicable to the Party's NDC under Article 4 of the Paris Agreement, in accordance with the MPGs. (3) The Party could add rows for each additional selected indicator and related information.

^a Each Party shall identify the indicator(s) that it has selected to track progress of its NDC (para. 65 of the MPGs).

^b Each Party shall provide the information for each selected indicator for the reference point(s), level(s), baseline(s), base year(s) or starting point(s), and shall update the information in accordance with any recalculation of the GHG inventory, as appropriate (para. 67 of the MPGs).

^c Each Party shall describe for each indicator identified how it is related to its NDC (para. 76(a) of the MPGs).



#Together4Transparency

Common tabular formats for the electronic reporting of the information on financial, technology development and transfer and capacity-building support provided and mobilized, as well as support needed and received, under Articles 9-11 of the Paris Agreement (5/CMA.3, Annex III)

Annex III

Common tabular formats for the electronic reporting of the information on financial, technology development and transfer and capacity-building support provided and mobilized, as well as support needed and received, under Articles 9-11 of the Paris Agreement

Table III.1

Information on financial support provided under Article 9 of the Paris Agreement in year 2XXX-3:^{a, b, c} bilateral, regional and other channels

Exchange rate used: _____

Recipient country or region ^d	Title of the project, programme, activity or other ^{e, f}	Amount (climate-specific) ^g				Status ^h	Channel ⁱ	Funding source ^j	Financial instrument ^{k, l}	Type of support ^m	Sector ⁿ	Sub-sector ^o
		Face value		Grant equivalent								
		Domestic currency	USD	Domestic currency	USD							
Country						Disbursed	Bilateral	ODA	Grant	Adaptation	Energy	
Region ^o						Committed	Regional	COF	Concessional loan	Mitigation	Transport	
Global							Multi-bilateral	Other	Non-concessional loan	Cross-cutting ^p	Industry	
							Other (specify) ^q	(specify) ^r	Equity		Agriculture	
									Guarantee		Forestry	
									Insurance		Water and sanitation	
									Other (specify) ^s		Cross-cutting	
											Other (specify) ^t	

Abbreviations: ODA = official development assistance, COF = other official flows.

Notation keys: NA = not applicable; UA = information not available at the time of reporting; NR = not reported (to indicate the voluntary character of the information).

Note: Where financial support contributes to capacity-building and/or technology development and transfer objectives, information is shaded cells is automatically populated in the relevant Article 10 of the Paris Agreement (Table III.4) and/or information on capacity-building support provided under Article 11 of the Paris Agreement (Table III.5).

^a Relevant information, in tabular format, on bilateral and regional financial support provided for the previous two reporting years without overlapping with the previous reporting periods.

^b Parties report in a separate table for each year, namely 20XX-1 and 20XX-2, where 20XX is the reporting year.

^c Parties provide the underlying assumptions, definitions and methodologies, as applicable, used to identify and/or report this reporting parameter in the respective section of the BTR.

^d To the extent possible.

^e If "other", Parties should specify this information.

^f The face value and, on a voluntary basis, the grant-equivalent value.

^g Parties report, to the extent possible, the different amounts per financial instrument, if applicable and as available.

^h As available.

ⁱ Report, to the extent possible, information on the project/programme and implementing agency and provide a link to any relevant documentation and as appropriate, support to activities climate change.

^j The region should be reported if data at the country level are not available.

^k This refers to funding for activities that have both mitigation and adaptation components. Parties report, to the extent possible, the different amounts of components, if applicable and as available.

^l As available.

^m The underlying assumptions, definitions and methodologies of the information in this CTF is available at link/page number of the BTR.

ⁿ As available.

^o The underlying assumptions, definitions and methodologies of the information in this CTF is available at link/page number of the BTR.

^p As available.

^q The underlying assumptions, definitions and methodologies of the information in this CTF is available at link/page number of the BTR.

^r As available.

^s The underlying assumptions, definitions and methodologies of the information in this CTF is available at link/page number of the BTR.

^t As available.

^u The underlying assumptions, definitions and methodologies of the information in this CTF is available at link/page number of the BTR.

^v As available.

^w The underlying assumptions, definitions and methodologies of the information in this CTF is available at link/page number of the BTR.

^x As available.

^y The underlying assumptions, definitions and methodologies of the information in this CTF is available at link/page number of the BTR.

^z As available.

^{aa} The underlying assumptions, definitions and methodologies of the information in this CTF is available at link/page number of the BTR.

^{ab} As available.

^{ac} The underlying assumptions, definitions and methodologies of the information in this CTF is available at link/page number of the BTR.

^{ad} As available.

^{ae} The underlying assumptions, definitions and methodologies of the information in this CTF is available at link/page number of the BTR.

Table III.6

Information on financial support needed by developing country Parties under Article 9 of the Paris Agreement:^{a, b}

Exchange rate used: _____

Sector ^c	Subsector ^d	Title of activity, programme, project or other ^{e, f}	Programme/project description ^g	Estimated amount (climate-specific) ^h		Expected time frame ⁱ	Expected financial instrument ^j	Type of support ^k	Contribution to technology development and transfer objectives ^l	Contribution to capacity-building objectives ^m	Whether the activity is anchored in a national strategy and/or an NDC ⁿ	Expected and estimated results ^o	Additional information ^p
				Domestic currency	USD								
Energy							Grant	Adaptation	Insert 1 for Yes, 0 for No	Insert 1 for Yes, 0 for No	Insert 1 for Yes, 0 for No		
Transport							Concessional loan	Mitigation					
Industry							Non-concessional loan	Cross-cutting ^q					
Agriculture							Equity						
Forestry							Guarantee						
Water and sanitation							Insurance						
Cross-cutting							Other (specify) ^r						

Notation keys: NA = not applicable; UA = information not available at the time of reporting; NR = not reported (to indicate the voluntary character of the information)

^a Developing country Parties should provide, in a common tabular format, information on financial support needed, to the extent possible, as available and as applicable.

^b Parties include information on support needed from the reporting year of the BTR.

^c Parties provide the underlying assumptions, definitions and methodologies, as applicable, used to identify and/or report this reporting parameter in the respective section of the BTR.

^d If "other", Parties should specify this information.

^e This refers to funding for activities that have both mitigation and adaptation components.

^f Report, to the extent possible, information on the project/programme and implementing agency and provide a link to any relevant documentation and as appropriate, support to activities related to averting, minimizing and addressing loss and damage associated with the adverse effects of climate change.

^g Custom footnotes

The underlying assumptions, definitions and methodologies of the information in this CTF is available at link/page number of the BTR.

#Together4Transparency



Outline of BTR and NID (5/CMA.3, Annex IV and V)

BTR

National GHG inventory*

**Progress made in implementing
and achieving NDCs***

**Climate change impacts and
adaptation (as appropriate)**

**Financial, technology transfer and
capacity-building support**

**Additional information when NCs
and BTRs submitted jointly**

Flexibility

Improvements in reporting

ANNEXES

NID

Executive summary

**National circumstances, institutional arrangements
and cross-cutting information**

Trends in greenhouse gas emissions and removals

Energy

Industrial processes and products use

Agriculture

Land use, land-use change and forestry

Waste

Other sector (if applicable)

Indirect carbon dioxide and nitrous oxide emissions

Recalculations and improvements

Annexes/References



#Together4Transparency


Update of submission BTRs (as of 8 July 2025)

Total Number of Parties	
with at least 1 type of record	110
with BTR	103
with NID	95
with CRT (incl. JSON file)	90 (50)



3. ETF reporting tools

New ETF Reporting Tools



Sign in


Your invited email address

[Can't access your account?](#)


[Back](#) [Next](#)



Access UNFCCC events and systems here. If you are a guest of ours, please sign in using the email address to which your invitation was sent.

If you get the error "This user name may be incorrect...", you may have a linked Microsoft account with another address (UPN); please use the UPN to log in.

 [Sign-in options](#)


Only Parties' nominated users have access

 ETF | TOOLS


Online

Please select one of the ETF reporting tools




ETF | **GHG INVENTORY**
Reporting tool

Enter >



ETF | **PROGRESS**
Reporting tool

Enter >



ETF | **SUPPORT**
Reporting tool

Enter >



Why using the ETF Reporting tools?

Parties are advised to use the ETF reporting tools in preparing CRTs and CTFs

- ✓ **Streamlined data entry** → cross-cutting tables are automatically populated
- ✓ **Enhanced accuracy** → automatic calculations and aggregations
- ✓ **Ease of future reporting** → archives of all versions created for future reference
- ✓ **Generation of final reporting tables** → automatic generation of reporting tables adhering to agreed CRTs and CTFs
- ✓ **Data integration into UNFCCC Climate Data Hub** → only JSON files generated by the tools are ingested, ensuring availability of data for review and dissemination



4. Challenge and support available



Remaining Challenges for Preparing National Inventory Report (NIR)

Most Developing country Parties;

- Significant gaps in data for several sectors, particularly the AFOLU sector
- The limited availability and poor quality of regional or local GHG emission factors
- limited access to and capacity to use digital technologies for enhancing national reporting systems
- limited capacity to consistently collect, process and manage activity data
- lack of technical capacity for applying higher-tier methodologies for estimating emissions for key categories, improving uncertainty analyses and QA/QC processes
- National capacities for conducting QA/QC activities and completing the CRTs

(source: FCCC/SBI/2025/10)



#Together4Transparency





Remaining Challenges for Preparing National Inventory Report (NIR) cont.

For the ETF reporting tools and the IPCC software

- Lack of consistency in emission and removal category names between the IPCC software and the ETF reporting tools
- Insufficient technical expertise in and limited human resources allocated to applying the software and tools for inventory preparation
- Difficulties is using interoperability between the software and the tools

(source: FCCC/SBI/2025/10)

- Categories mapping CRT and 2006 Guidelines
(<https://unfccc.int/documents/634242>)



#Together4Transparency





Support Available

- GHG quality assurance
- Capacity building workshop on preparation of BTRs
- Consultative Group of Experts (CGE)
(<https://unfccc.int/CGE>)
- ETF hands-on training workshops and clinics
- Feedback from review process
- In terms of finance, they can apply for GEF funding through implementing agencies





Thank you

To find out more:

<https://unfccc.int/Transparency>

To join our LinkedIn group:

<https://www.linkedin.com/groups/13910606/>