



Yokohama's experience of conducting VLR and building a smart city

Training event 39, World Urban Forum 11th session



Takehiro KURIBAYASHI

Chief Representative , The City of Yokohama
Europe Representative Office



Why VLRs?



VLR as a City Management Process

- We can use VLRs to verify the progress of SDGs locally and use the data to improve future policy making.



VLR as a Communication Tool

- We can share the systems and know-how we learn and implement and develop stronger solutions together.



VLR as a Global Movement

- VLRs could become a catalyst to disseminate local voices and actions to the world.





Referenced Guidelines

**United Nations**

Department of
Economic and
Social Affairs

Global Guiding Elements for
Voluntary Local Reviews (VLRs) of SDG implementation


Introduction

As part of its follow-up and review mechanisms, the 2030 Agenda for Sustainable Development encourages member States to "conduct regular and inclusive reviews of progress at the national and subnational levels, which are country-led and country-driven" (paragraph 79)¹. As part of this review, starting in 2016, countries have presented their Voluntary National Reviews (VNR) to the UN High-Level Political Forum (HLPF) on Sustainable Development.

Local and regional governments are increasingly engaging in their own subnational reviews, so called Voluntary Local Reviews (VLRs), which have proven useful for cities and regions to foster SDG localization and demonstrate local governments' capacity and commitments. Unlike the VNRs, local reviews do not directly have an official basis in the 2030 Agenda or other intergovernmental agreements, even though the 2030 Agenda underlines in several places the importance of governments working closely with regional and local authorities on its implementation. However, the process of undertaking these subnational reviews provides multiple benefits to the entities engaging in them and has the potential to advance the implementation of the 2030 Agenda and the SDGs. While subnational reviews of 2030 Agenda implementation contribute to the attainment of the Goals in their own right and have intrinsic value as part of the implementation process, they can also contribute to the national-level Voluntary National Reviews (VNRs) and reinforce vertical coherence.


The critical role of local and regional actors was also highlighted by member States in the Political Declaration of the 2019 SDG Summit² in which member States committed to empowering and supporting cities, local authorities and communities in pursuing the 2030 Agenda, and recognized their critical role in implementing and realizing the Sustainable Development Goals.


The guiding elements outlined below provide a starting point for local and regional governments considering producing their own Voluntary Local Review and aim to give an overview of useful focus areas for the review process and the eventual report. As such, they are voluntary, as are the VLRs themselves, and they are not meant to be prescriptive nor restrictive. Given the variety of local and regional governments conducting reviews of their SDG implementation, these global guiding elements do not aim at addressing best practices for institutional arrangements, data collection or stakeholder engagement, but merely highlight areas that could be addressed in the process. Hence, the guiding elements aim at providing a low-threshold entry point to VLRs by showcasing a check list of issues that could be addressed. They aim at providing a framework that, building on the SDGs as the common language among all levels of government, enhances the dialogue between VNRs and VLRs and relevant actors at all levels.




Asia-Pacific Regional
Guidelines on
Voluntary Local Reviews


Reviewing local progress to accelerate action for the
Sustainable Development Goals



**UNITED NATIONS
ESCAP**
Economic and Social Commission for Asia and the Pacific

**HLPF**
High Level Political Forum
on Sustainable Development

Incorporating SDGs in Local Framework



Mapping the SDGs into Local Agendas



[6 Strategies of the Yokohama Mid-term 4-year Plan against 17 SDGs]

	Strategy 1	Strategy 2	Strategy 3	Strategy 4	Strategy 5	Strategy 6
1 NO POVERTY					●	
2 ZERO HUNGER	●					
3 GOOD HEALTH AND WELL-BEING			●			
4 QUALITY EDUCATION	●	●			●	
5 GENDER EQUALITY					●	
6 CLEAN WATER AND SANITATION		●				
7 AFFORDABLE AND CLEAN ENERGY		●				●

Setting KPIs and Reviewing Progress



MEASURES	KPI	Progress
An Economically strong and creative city	Number of projects created by open innovation	98%
	Number of cooperation / collaboration projects with overseas cities, etc.	75%
	Tourism consumption	27%



MEASURES	KPI	Progress
A Leading environmental city	Community-based flower and green initiatives in 18 wards	75%
	Greenhouse gas emissions in the city area	107%
	Total amount of garbage and resources	88%



MEASURES	KPI	Progress
A City Undaunted by Population Ageing	Number of networks with community-based welfare organizations and institutions through Community Care Plazas, etc.	85%
	Cancer screening detailed examination consultation rate	73%
	Number of participants in local long-term care prevention activity groups	119%




8 DECENT WORK AND ECONOMIC GROWTH	9 INDUSTRY, INNOVATION AND INFRASTRUCTURE
11 SUSTAINABLE CITIES AND COMMUNITIES	17 PARTNERSHIPS FOR THE GOALS

MEASURES	KPI	Progress
A City That Grows by Bringing People and Businesses Together	Average number of passengers per day at stations in central Yokohama	Aggregation currently in process
	Satisfaction with maintenance around the nearest station	91%
	The number of housing units supplied in consideration of child-rearing households in public housing implemented by city policy	86%

MEASURES	KPI	Progress
A city where everyone can thrive	Percentage of women in managerial positions (section chief level and above) in city offices	57%
	Number of Yokohama senior volunteer point participants	59%
	Number of people who have improved towards independence in youth independence support organizations	61%



MEASURES	KPI	Progress
A forward-thinking resilient city	Number of sections of emergency traffic routes where the risk of collapse of roadside buildings has been eliminated	90%
	Maintenance rate of deep-water quay for container boats	100%
	Inspection survey using a nozzle camera on the inner surface of a sewer pipe that has passed 30 years	94%



Referencing SDGs Local Indicator Lists



Goal 1. End poverty in all its forms everywhere

	Local Indicators	Current Data (Year, Area)
1.1.1	Continuing to consider candidate indicators	n/a
1.2.1	1.2.1.1 Household percentage by annual income class (• Households less than 1 million JPY (9,091 USD)/ordinary households • Households less than 2 million JPY(18,182USD) /ordinary households • Households less than 3 million JPY(27,273USD) /ordinary households • Households less than 4 million JPY (36,364 JPY) /ordinary households • Households less than 5 million JPY(45,455 USD)/ordinary households)	1.2.1.1 • 3.7% • 12.4% • 26.7% • 40.7% • 52.4% (2018, Yokohama)
	1.2.1.2 Percentage change rate of household ratio by annual income class* (Household percentage by annual income class / Household percentage by annual income class as of 5 years ago) -1) *Changed the calculation method of the index	1.2.1.2 Less than 1 million JPY (9,091 USD): 8.8% Less than 2 million JPY (18,182USD): 4.2% Less than 3 million JPY (27,273USD): 2.3% Less than 4 million JPY (36,364 JPY): 0.7% Less than 5 million JPY (45,455 USD): -0.6%
1.2.2	Continuing to consider candidate indicators	n/a
1.3.1	Continuing to consider candidate indicators	n/a
1.4.1	Water supply penetration rate (Water supply population / total population)	99.999% (2019, Yokohama)



Highlights

17 PARTNERSHIPS
FOR THE GOALS



Yokohama SDGs Design Center

- A hub to connect the regional issues with technologies and solutions by private sectors

17 PARTNERSHIPS
FOR THE GOALS



Y-SDGs Certification System

- Supporting SMEs and others for their SDGs financing, public procurement, and evaluations.

7 AFFORDABLE AND
CLEAN ENERGY



Renewable Energy Cooperation

- Renewable energy supply from Tohoku Region to supplement shortages in Yokohama

3 GOOD HEALTH
AND WELL-BEING



Universal Health Coverage

- A national health insurance program based on a national program

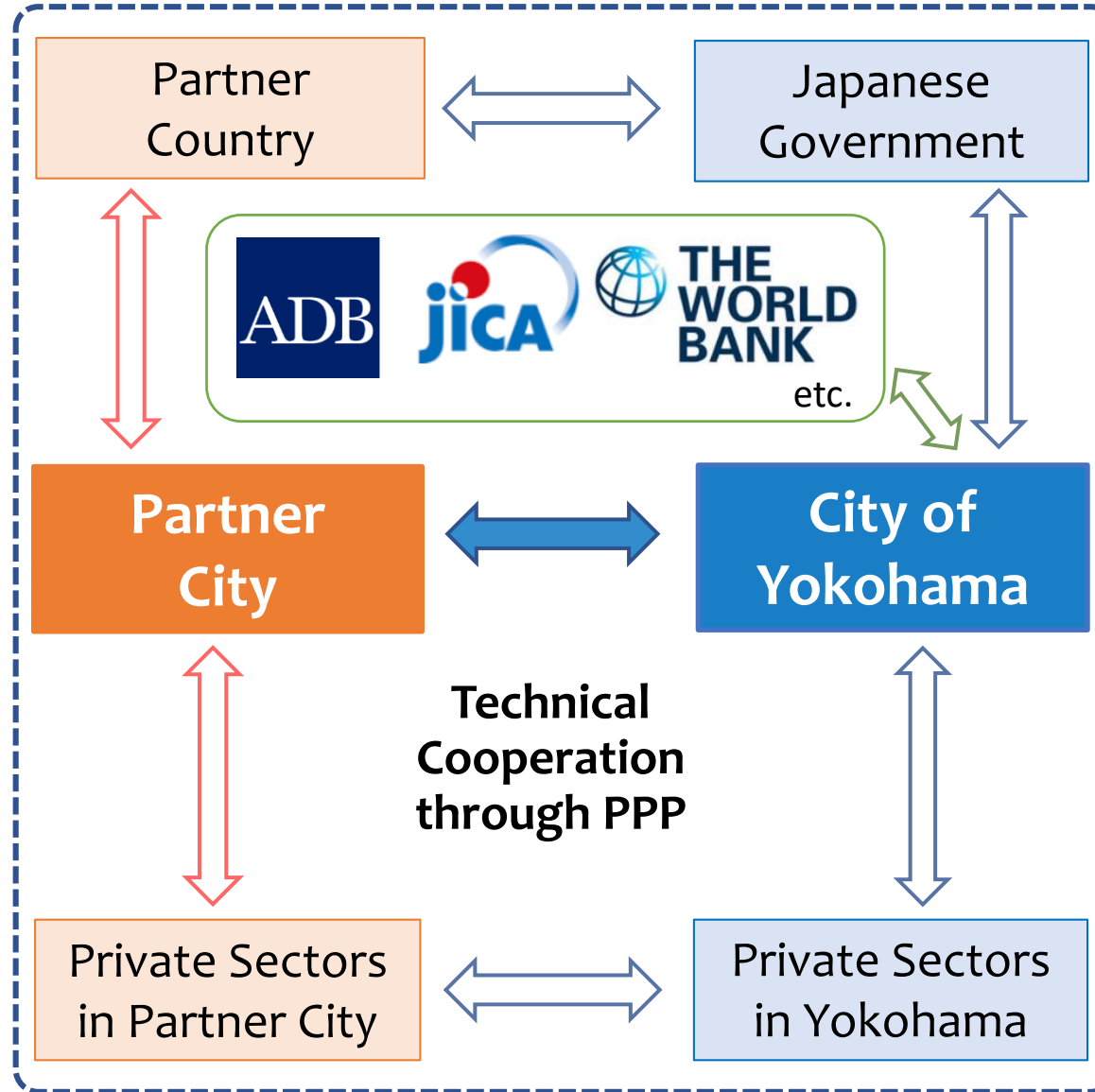
Intercity Cooperation: Y-PORT Program



Ex: Recycling plastic waste



Ex: Exporting smart city



Asia Smart City Conference



10th Asia Smart City Conference “Yokohama Declaration”


“VLR is expected to serve as a framework for encouraging the participation of regional stakeholders and regional innovation, and help cities become more sustainable”.




Standing with Ukraine



- Goal 16 (Peace, Justice, and Strong Institutions) and Goal 17 (Partnerships for the Goals), emphasize the importance of strong international networks of support.



- We, the citizens of Yokohama, stand with our sister city Odesa, and Ukraine.



Standing with Ukraine

Want to dive deeper?



<https://businessyokohama.com/>

Feel free to contact us at
info@yokohama-city.de